



IT'S OUR COMMITMENT



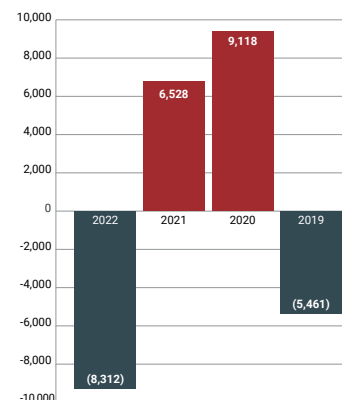
COMMITTED TO Success

Twin Disc puts horsepower to work with our innovative products, controls and systems. We are transforming the global off-highway and marine markets with our sustainable hybrid and electric powertrains, empowering customers to meet business goals as well as regulatory requirements. As recovery continued in fiscal 2022, we focused on delivering customers the right solution at the right time while further diversifying our geographic and end markets, maintaining compelling levels of profitability and investing in R&D to drive long-term growth.

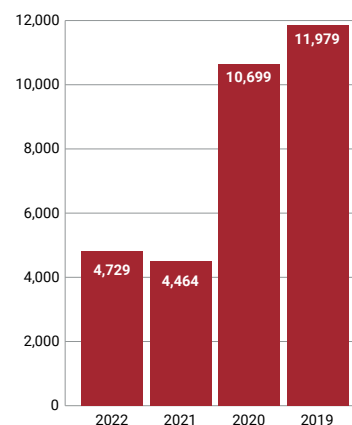
Operating Results by Quarter	1st Qtr	2nd Qtr	3rd Qtr	4th Qtr	Year
2022					
Net Sales	\$ 47,761	\$ 59,889	\$ 59,289	\$ 75,974	\$ 242,913
Gross Profit	13,447	13,482	17,691	24,192	68,812
Net (Loss) Income	1,920	(3,836)	2,231	7,779	8,095
Basic (Loss) Income Per Share	0.14	(0.29)	0.17	0.58	0.61
Diluted (Loss) Income Per Share	0.14	(0.29)	0.17	0.58	0.60
Dividends Per Share	–	–	–	–	–
Stock Price Range (High-Low)	16.20 - 9.40	14.01 - 9.56	18.20 - 10.45	17.77 - 8.35	18.20 - 8.35
2021					
Net Sales	\$ 46,179	\$ 48,557	\$ 57,640	\$ 66,205	\$ 218,581
Gross Profit	9,703	8,877	13,962	18,315	50,857
Net (Loss) Income	(3,979)	(4,313)	94	(21,521)	(29,719)
Basic (Loss) Income Per Share	(0.30)	(0.33)	0.01	(1.62)	(2.24)
Diluted (Loss) Income Per Share	(0.30)	(0.33)	0.01	(1.62)	(2.24)
Dividends Per Share	–	–	–	–	–
Stock Price Range (High-Low)	7.76 - 4.66	7.97 - 4.87	10.35 - 7.35	15.02 - 8.79	15.02 - 4.66

Financial Highlights (in thousands)	2022	2021	2020
Net Sales	\$ 242,913	\$ 218,581	\$ 246,838
Net Income (Loss)	8,095	(29,719)	(39,817)
Basic Income (Loss) Per Share	0.61	(2.24)	(3.03)
Diluted Income (Loss) Per Share	0.60	(2.24)	(3.03)
Dividends Per Share	–	–	–
Average Basic Shares Outstanding	13,352,509	13,246,501	13,153,330
Average Diluted Shares Outstanding	13,381,771	13,246,501	13,153,330

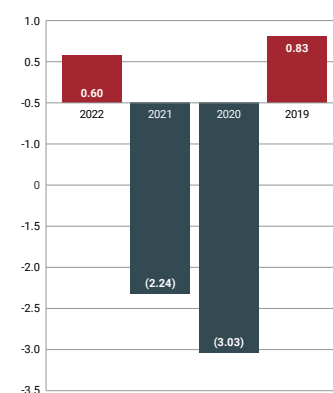
Net Cash Provided (Used) by Operating Activities (in thousands)



Capital Expenditures (in thousands)



Diluted (Loss) Income Per Share



COMMITTED TO OUR Shareholders

GEO LETTER



“This is what sets Twin Disc apart: our commitment...to our customers, our investors, our employees and our community. We will continue to deliver on that commitment, strengthening performance, leading in innovation and supporting customer success.”

John Batten
President and Chief Executive Officer



This fiscal year Twin Disc enjoyed sustained sales growth as our markets continued their recovery. With oil and gas strong all year in Asia, and activity increasing in the fourth quarter in North America, demand rose for pressure pumping equipment. Our global marine market also saw higher demand. And with strong industrial markets, our Lufkin, Texas, manufacturing facility saw production accelerate with volume there forecast to increase another 40% next year.

At the same time, our teams faced the challenges of global supply chain disruption and exploding costs. Although supply chain uncertainties eased as the year progressed, we continue to evaluate

potential new sources and suppliers, always looking for the quality Twin Disc demands. Costs, however, continued to rise for raw materials, freight and energy. We proactively managed expenses and prudently increased selling prices, protecting our margins and doing the right thing for our shareholders.

Sales for the fiscal 2022 fourth quarter were \$76.0 million, compared to \$66.2 million for the same period last year.

The 14.8% year-over-year increase was primarily due to improving market demand, as well as the success of our growth strategies and initiatives to improve profitability.

For the fiscal 2022 full year, sales increased 11.1% to \$242.9 million from \$218.6 million in fiscal 2021. As noted, global supply chain challenges continued to limit sales growth. Our six-month backlog at June 30, 2022, was \$101.2 million, compared to \$70.3 million at June 30, 2021. We believe the 44% increase indicates a significant improvement in trends across our global markets.

We expect to generate higher levels of positive operating cash flow during fiscal 2023, which over the near term we'll use to pay down debt, strengthen our balance sheet, and invest in our operations and growth initiatives. We continue to focus

COMMITTED TO OUR Shareholders

GEO LETTER



on further diversifying our geographic and end markets, maintaining compelling levels of profitability and investing in R&D to drive long-term growth.

Innovation leadership. New products that we've launched in the last three to five years are getting attention. And our electric and hybrid propulsion strategy remains on track. These systems give our global off-highway markets better ways to meet emissions standards, save on fuel and maintenance costs,

and increase efficiency. This is where the market is going. The opportunities keep growing for both land-based and marine applications. We're careful to choose projects that fit where we want to go.

A more efficient footprint. In fiscal 2022 we advanced a more asset-light business model. In our first quarter, we completed a sale leaseback of the Rolla production facility for \$9.1 million, which we used to pay down long-term debt. During fiscal 2022 we announced our plan to sell

our corporate headquarters. We expect this move to save nearly \$1 million a year in expenses. Our aggressive approach to right-sizing makes Twin Disc more efficient, cost-effective and sustainable. We also continue to invest in modernizing our global facilities, including our manufacturing plants in Racine and Lufkin.

Personally, I am filled with mixed emotions about the headquarters sale. My office was my father's and



grandfather's, and I still use my great-grandfather's desk. I hope that plans for redeveloping the building can help reinvigorate Uptown Racine. But ultimately, it's just a building. Twin Disc is its employees, customers, shareholders, products, and the trust that binds us together. Which brings me to our people.

Outstanding people. Our teams fought hard this year, battling supply chain issues and the impact of COVID-19 to serve our customers. Everyone understood we

couldn't miss a day of production, even when much of the staff was out sick or in quarantine. Our facilities teams took full precautions to keep employees safe, and we did everything we could to show our appreciation for the people who kept high-quality product flowing out the door.

This is what sets Twin Disc apart: our commitment...to our customers, our investors, our employees and our community. We will continue to deliver on that commitment, strengthening

performance, leading in innovation and supporting customer success. Thank you for your support, and for joining Twin Disc in finding ever-better ways to put horsepower to work.

John H. Batten
President and Chief Executive Officer

COMMITTED TO OUR

Customers

VALUES



All over the world, Twin Disc employees live our values every day—and our Number 1 value is customer focus. Here’s a look at the commitment demonstrated by our North American manufacturing facilities, in Racine, Wisconsin and Lufkin, Texas.

Our Racine plant saw orders and output increase this fiscal year as markets rebounded. Says Darryl Babu, Vice President, Industrial & Transmission Sales, “Everybody needed new equipment.” Twin Disc also helped customers protect their investment, meeting pent-up demand for aftermarket repairs and overhauls.

Babu says employees showed perseverance in on-time production and resourcefulness in managing supply chain disruption. “They did a fantastic job weaving their way through a constantly changing landscape, sourcing essential components and re-prioritizing production schedules,” he says.

Electrical components and electronic controller harnesses with specialized connectors were in especially short supply.

When the team learned that a harness supplier faced a critical staff shortage due to COVID-19, Twin Disc employees even offered to travel to the supplier to help complete harness assembly.

“That willingness to pitch in, plus the knowledge, experience and expertise; is key to our high quality,” Babu says. “Design, manufacture, assembly, testing—it all adds up to technology that differentiates Twin Disc.”

Our Lufkin facility is closer to customers’ locations, enabling increased responsiveness and more competitive lead times. And our make-to-order business model helps ensure customers get exactly the product they want and need.

Tim Stacy, business unit manager for industrial products, says the Lufkin team jumped into action when supply chain challenges threatened that service in Fiscal 2022. “We needed to get parts from overseas faster,” he says. The team found alternate shipping options and routes to cut more than three weeks of lead time.

“That improved on-time-to-pack date to 90%, even with continuing material shortages,” Stacy says.

Employees regularly go above and beyond for customers, Stacy says. “A customer called us when they had an emergency equipment need and couldn’t reach a distributor,” he says. “From their area code, we realized they were nearby. We had a new unit ready for pickup in two hours.”

This year Lufkin employees also demonstrated their commitment to each other, achieving 365 days with no injuries. “We cover each other’s backs,” Stacy says.

The Racine and Lufkin plants work closely to ensure their priorities are aligned. “The team has been incredibly supportive as we finish shifting HPTO production to Lufkin,” Stacy says. “And it’s exciting to unify our approaches and goals.”

Adds Babu, “This is teamwork as usual at Twin Disc—and that makes a difference for our customers.”

COMMITTED TO Racine

COMMUNITY



For more than a century, Twin Disc has been a vital contributor to our hometown, Racine, Wisconsin. Generations of employees have given back to enhance our community. And we expect that commitment to continue for generations to come.

Our involvement with United Way of Racine County is a prime example. We've taken part in the organization since its founding in 1922. Now, as United Way celebrates its centennial, Twin Disc President and CEO John Batten is co-chair of the annual fundraising campaign. His task: help raise more than \$5 million to improve lives in Racine County.

"John represents multiple generations of support for United Way of Racine County," says Ali Haigh, United Way president and CEO. "His father, Michael Batten, was a huge supporter. After Michael's death in 2015, we named an annual award in his honor—the Michael Batten Advancing the Common Good Award."

She adds that United Way counts on all our employees. "Twin Disc volunteers are great!" she says. "They make up one of the largest groups for our Day of Caring. They serve on our committees and board of directors. They're a staple of our volunteer base."

Twin Disc's community support also includes work with the SME Education Foundation, the philanthropic arm of SME, a manufacturing nonprofit. Through its SME PRIME program, the Foundation helps inspire, prepare and support the next generation of manufacturing and engineering talent. Within the Racine Unified School District, three schools were identified to participate in the SME PRIME program. Twin Disc helps support the PRIME program at Case High School.

"We're proud to work with Racine Unified School District in Case, Horlick and Park high schools," says Ronald Scozzari, educational programs manager for the foundation. "And local industry support has been impressive."

Through PRIME, Twin Disc helps fund equipment, professional development, curriculum and marketing for the Manufacturing Pathway program, which focuses on industrial maintenance. Students study topics including AC/DC electrical power and pneumatics and hydraulics, as part of an orientation to mechatronics. "The curriculum is based on regional manufacturers' needs," Scozzari says. "Students explore their interests and strengthen their skills, preparing for community-relevant employment."

Like our support for United Way, and for countless other community groups, our support of the PRIME program with Racine's Case High School looks toward the future—a future where Twin Disc as well as our neighbors throughout Greater Racine can prosper.

COMMITTED TO

Innovation



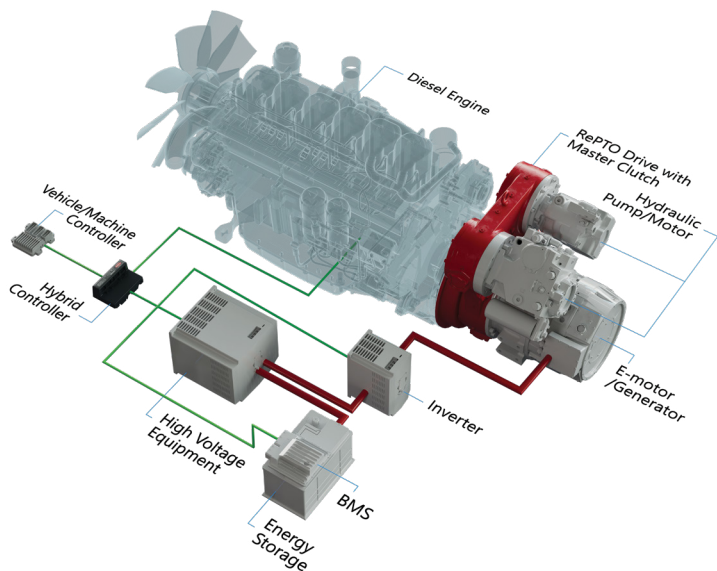
Twin Disc continues to advance hybrid electric propulsion, uniting mechanical and electrical components to reduce fuel use, cut emissions and increase reliability—and now the market is knocking at our door. We choose projects that make sense for our customers, economically and ecologically, and that present us with solid business opportunities. Here's a look at innovative land-based and marine applications.

Driving next-generation hybrid log stackers. Log stackers must run all day, every day to maintain pulp mill production—but continuous diesel engine use drives up carbon dioxide emissions and fuel costs. EdiLog switched to a Twin Disc hybrid drive system. Energy is stored in ultracapacitors that deliver better performance than batteries and equal a diesel engine's service life. Reduced noise and vibration increases operator comfort. And the electric motor is simpler than a conventional gearbox, minimizing maintenance while maximizing reliability. The result is a log stacker that's better for people in and around the machine, and better for the planet.

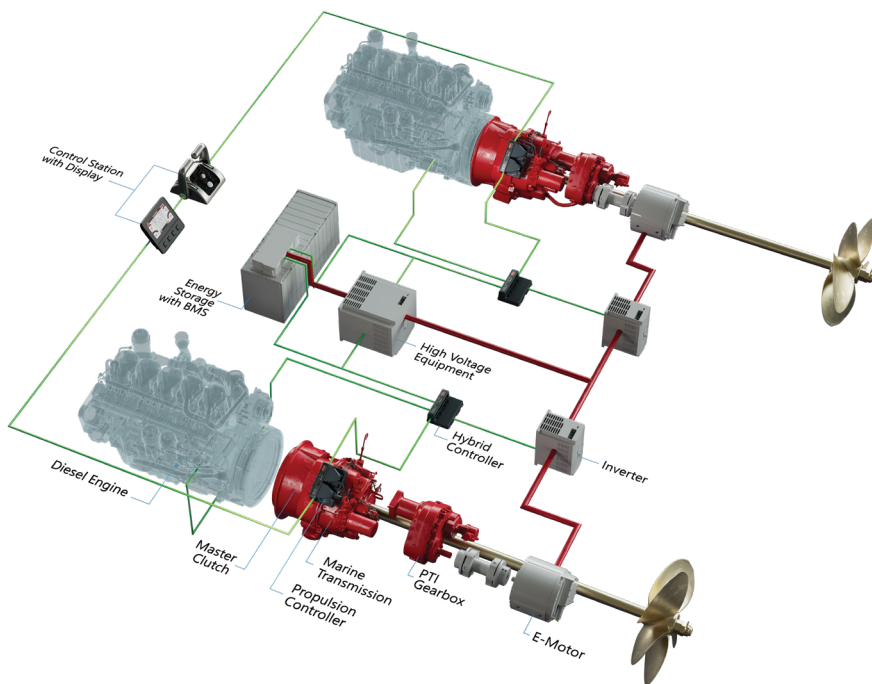
Powering a pleasure boat paradigm shift. A new hybrid upgrade enables Hinckley's iconic Picnic Boat to run in near silence. The yacht maker partnered with Twin Disc to create its SilentJet™ technology, with a groundbreaking automatic mode that seamlessly manages diesel/electric operation. Users glide silently away from the dock and can travel farther than with an electric-only platform. When faster speeds are desired or the battery needs charging, the diesel engine comes on automatically, replenishing the battery in just 30-45 minutes. Electrical loads are supported by the battery at anchor, so there's no need for a noisy generator. Hinckley calls it "the quietest ride on the water."

Updating the world's first hybrid container barge. Veth Propulsion by Twin Disc partnered with Carpe Diem Inland Shipping a decade ago on the Semper Fi to save fuel and reduce emissions. Now it was time to replace the vessel's Scania CCNR-2 engines. We refit the Semper Fi with Veth's first installation of the new Scania DC16 EU Stage V engines and a new after-treatment system. The low-nitrogen oxides (Nox) EU Stage V engine meets strict emission standards and reduces fuel consumption. The engine range also offers impressive torque and response, for more agile performance. And the Semper Fi maintains its Green Award gold-level certification.

LAND-BASED - PARALLEL HYBRID: DIESEL + SINGLE ELECTRIC MOTOR WITH ENERGY STORAGE



MARINE - PARALLEL HYBRID: DIESEL + SINGLE ELECTRIC MOTOR WITH ENERGY STORAGE



Profitable. Sustainable. Powerful. We design electric and hybrid propulsion systems for marine and land-based applications in both serial and parallel configurations. Here are two schematics showing parallel hybrid propulsion. For a full list of options, visit <https://twindisc.com/goelectric>.

Land-Based / Off-Highway / Mobile Equipment

- Parallel hybrid using diesel and electric power
- In high-demand phases, electric power can boost diesel power
- During low-power operation, the e-motor can use excess diesel power to generate electricity
- Power regeneration through braking (inertia or vehicle) or lowering loads is possible with a clutch between diesel engine and RePTO drive
- Hybrid controller manages power distribution, interfacing with the vehicle/machine controller and high voltage equipment
- RePTO drive permits power generation through PTO/PTI in various operating states

Marine

- Parallel hybrid using diesel and electric power
- During low-power operation, the e-motor can use excess diesel power to generate electricity
- In high-demand phases, electric power can boost diesel power
- Marine transmission has standard footprint and selection criteria, for worldwide support
- MasterClutch™ permits power generation through PTO/PTI in forward, neutral and reverse

Corporate Data

Annual Meeting

Twin Disc Corporate Offices
2:00 P.M., October 27, 2022

Shares Traded

NASDAQ: Symbol TWIN

Annual Report on Securities and Exchange

Commission Form 10-K Single copies of the Company's 2022 Annual Report on Securities and Exchange Commission Form 10-K, including exhibits, will be provided without charge to shareholders after September 9, 2022, upon written request directed to Secretary, Twin Disc, Incorporated, 1328 Racine Street, Racine, Wisconsin 53403.

Transfer Agent and Registrar

Computershare
462 S. 4th Street, Suite 100
Louisville, KY 40202
Toll-free: 877-498-8861
www.computershare.com/investor

Independent Accountants

RSM US LLP, Milwaukee, WI

Corporate Offices

Twin Disc, Incorporated
Racine, WI 53403
Telephone: (262) 638-4000

Wholly Owned Subsidiaries

- ▶ Twin Disc International S.P.R.L., Nivelles, Belgium
- ▶ Twin Disc Srl, Decima, Italy
- ▶ Rolla Sp Propellers SARL, Novazzano, Switzerland
- ▶ Twin Disc (Pacific) Pty. Ltd., Brisbane, Queensland, Australia
- ▶ Twin Disc (Far East) Pte. Ltd., Singapore
- ▶ Twin Disc Power Transmission Private, Ltd., Chennai, India
- ▶ Twin Disc Power Transmission (Shanghai) Co. Ltd., Shanghai, China
- ▶ Veth Propulsion B.V., Papendrecht, Netherlands
- ▶ Twin Disc European Distribution S.P.R.L., Nivelles, Belgium

Partially Owned Subsidiaries

Twin Disc Nico Co. Ltd.

Manufacturing Facilities

Racine, Wisconsin
Sturtevant, Wisconsin
Lufkin, Texas
Nivelles, Belgium
Decima, Italy
Novazzano, Switzerland
Limite sull'Arno, Italy
Papendrecht, Netherlands

Sales Offices

Domestic

Racine, Wisconsin
Lufkin, Texas

Foreign

Nivelles, Belgium
Brisbane, Australia
Perth, Australia
Gold Coast, Australia
Singapore
Decima, Italy
Limite sull'Arno, Italy
Novazzano, Switzerland
Chennai, India
Coimbatore, India
Saitama, Japan
Shanghai, China
Guangzhou, China
Papendrecht, Netherlands

Manufacturing Licenses

Hitachi-Nico Transmission Co., Ltd.
Tokyo, Japan

Twin Disc Board of Directors

David B. Rayburn[†] Chairman

Retired President & Chief Executive Officer,
Modine Manufacturing Company
Racine, WI

A manufacturer of heat exchange equipment

John H. Batten

President and Chief Executive Officer,
Twin Disc, Inc.
Racine, WI

Michael Doar

Executive Chairman of the Board and
retired Chief Executive Officer
Hurco Companies, Inc., Indianapolis, IN
A global manufacturer of machine tools

Janet P. Giesselman

Retired President and General Manager
Dow Oil & Gas Company, Midland, MI
A business unit of Dow Chemical Company

David W. Johnson

Chief Financial Officer, Johnson Outdoors,
Inc., Racine, WI
A global provider of outdoor recreation products

Juliann Larimer

Chair of the Board and retired President and
Chief Executive Officer, Peak Technologies,
Milwaukee, WI
*A provider of end-to-end mobility and
digital supply chain solutions for
performance-driven organizations*

Kevin M. Olsen

President and Chief Executive Officer Dorman
Products, Colmar, PA
*A supplier of replacement parts for global
automotive aftermarket industry*

Michael C. Smiley[‡]

Former Chief Financial Officer, Zebra
Technologies Corporation, Lincolnshire, IL
A global provider of asset management solutions

Harold M. Stratton II[†]

Chairman of the Board and retired Chief
Executive Officer, Strattec Security
Corporation, Milwaukee, WI
*A manufacturer of security and access control
products for the global automotive industry*

Twin Disc Officers

John H. Batten

President and Chief Executive Officer

Jeffrey S. Knutson

Vice President – Finance, Chief Financial
Officer, Treasurer and Secretary

[†] Retiring from the Board of Directors effective October 27, 2022

[‡] Chairman effective October 27, 2022

**UNITED STATES
SECURITIES AND EXCHANGE COMMISSION
Washington, D. C. 20549
FORM 10-K**

ANNUAL REPORT PURSUANT TO SECTION 13 or 15(d) OF THE SECURITIES EXCHANGE ACT OF 1934
For the Fiscal Year Ended June 30, 2022

Or

TRANSITION REPORT PURSUANT TO SECTION 13 or 15(d) OF THE SECURITIES EXCHANGE ACT OF 1934

For the transition period from _____ to _____

Commission File Number 1-7635

TWIN DISC, INCORPORATED

(Exact Name of Registrant as Specified in its Charter)

Wisconsin

(State or Other Jurisdiction of Incorporation or Organization)

39-0667110

(I.R.S. Employer Identification Number)

1328 Racine Street, Racine, Wisconsin

(Address of Principal Executive Office)

53403

(Zip Code)

Registrant's Telephone Number, including area code:

(262) 638-4000

Securities registered pursuant to Section 12(b) of the Act:

Title of each class	Trading Symbol(s)	Name of each exchange on which registered
Common Stock (No Par Value)	TWIN	The NASDAQ Stock Market LLC

Securities registered pursuant to Section 12(g) of the Act:

None

(Title of Class)

Indicate by check mark if the registrant is a well-known seasoned issuer, as defined in Rule 405 of the Securities Act.

Yes No

Indicate by check mark if the registrant is not required to file reports pursuant to Section 13 or Section 15(d) of the Act.

Yes No

Indicate by check mark whether the registrant (1) has filed all reports required to be filed by Section 13 or 15(d) of the Securities Exchange Act of 1934 during the preceding 12 months (or for such shorter period that the registrant was required to file such reports), and (2) has been subject to such filing requirements for the past 90 days.

Yes No

Indicate by check mark whether the registrant has submitted electronically every Interactive Data File required to be submitted pursuant to Rule 405 of Regulation S-T (§232.405 of this chapter) during the preceding 12 months (or for such shorter period that the registrant was required to submit such files)

Yes No

Indicate by check mark whether the registrant is a large accelerated filer, an accelerated filer, a non-accelerated filer, a smaller reporting company, or an emerging growth company. See definitions of "large accelerated filer," "accelerated filer," "smaller reporting company," and "emerging growth company" in Rule 12b-2 of the Exchange Act.

Large Accelerated Filer

Accelerated Filer

Non-accelerated Filer

Smaller reporting company

Emerging growth company

If an emerging growth company, indicate by check mark if the registrant has elected not to use the extended transition period for complying with any new or revised financial accounting standards provided pursuant to Section 13(a) of the Exchange Act .

Indicate by check mark whether the registrant has filed a report on and attestation to its management's assessment of the effectiveness of its internal control over financial reporting under Section 404(b) of the Sarbanes-Oxley Act (15 U.S.C. 7262(b)) by the registered public accounting firm that prepared or issued its audit report .

Indicate by check mark whether the registrant is a shell company (as defined in Rule 12b-2 of the Act).

Yes No

At December 31, 2021, the last business day of the registrant's most recently completed second fiscal quarter, the aggregate market value of the common stock held by non-affiliates of the registrant was \$116,665,389. Determination of stock ownership by affiliates was made solely for the purpose of responding to this requirement and registrant is not bound by this determination for any other purpose.

At August 24, 2022, the registrant had 13,784,266 shares of its common stock outstanding.

DOCUMENTS INCORPORATED BY REFERENCE:

Portions of the Proxy Statement for the Annual Meeting of Shareholders to be held October 27, 2022, which will be filed pursuant to Regulation 14A not later than 120 days after the end of the fiscal year covered by this report, are incorporated by reference into Part III.

TABLE OF CONTENTS

TWIN DISC, INC. - FORM 10-K FOR THE YEAR ENDED JUNE 30, 2022

PART I.

Item 1.	Business.	14
Item 1A.	Risk Factors.	15
Item 1B.	Unresolved Staff Comments.	19
Item 2.	Properties.	19
Item 3.	Legal Proceedings.	19
Item 4.	Mine Safety Disclosure.	19
	Information About Our Executive Officers.	19

PART II.

Item 5.	Market for the Registrant's Common Stock, Related Stockholder Matters and Issuer Purchases of Equity Securities.	20
Item 6.	Reserved.	20
Item 7.	Management's Discussion and Analysis of Financial Condition and Results of Operations.	20
Item 7A.	Quantitative and Qualitative Disclosure About Market Risk.	29
Item 8.	Financial Statements and Supplementary Data.	29
Item 9.	Change In and Disagreements With Accountants on Accounting and Financial Disclosure.	29
Item 9A.	Controls and Procedures.	29
Item 9B.	Other Information.	30
Item 9C.	Disclosure Regarding Foreign Jurisdictions that Prevent Inspections.	30

PART III.

Item 10.	Directors, Executive Officers and Corporate Governance.	30
Item 11.	Executive Compensation.	31
Item 12.	Security Ownership of Certain Beneficial Owners and Management and Related Stockholder Matters.	31
Item 13.	Certain Relationships and Related Transactions, Director Independence.	31
Item 14.	Principal Accounting Fees and Services.	31

PART IV.

Item 15.	Exhibits, Financial Statement Schedules.	31
	Exhibit Index.	72
	Signatures.	76

PART I

Item 1. Business

Twin Disc, Incorporated (“Twin Disc”, or the “Company”) was incorporated under the laws of the state of Wisconsin in 1918. Twin Disc designs, manufactures and sells marine and heavy duty off-highway power transmission equipment. The Company has manufacturing locations in the United States, Belgium, Italy, Switzerland and the Netherlands. In addition to these countries, it has distribution locations in Singapore, China, Australia and Japan. Products offered include: marine transmissions, azimuth drives, surface drives, propellers and boat management systems as well as power-shift transmissions, hydraulic torque converters, power take-offs, industrial clutches and controls systems. The Company sells its products to customers primarily in the pleasure craft, commercial and military marine markets, as well as in the energy and natural resources, government and industrial markets. The Company's worldwide sales to both domestic and foreign customers are transacted through a direct sales force and a distributor network. The products described above have accounted for more than 90% of revenues in each of the last three fiscal years.

Most of the Company's products are machined from cast iron, forgings, cast aluminum and bar steel which generally are available from multiple sources and which are believed to be in adequate supply.

The Company has applied for patents in both the United States and certain foreign countries on inventions made in the course of its development work for which commercial applications are considered probable. The Company regards its patents collectively as important but does not consider its business dependent upon any one of such patents.

The business is not considered to be seasonal except to the extent that employee vacations and plant shutdowns, particularly in Europe, occur mainly in the months of July and August, curtailing production during that period.

The Company's products receive direct widespread competition, including from divisions of other larger independent manufacturers. The Company also competes for business with parts manufacturing divisions of some of its major customers. The primary competitive factors for the Company's products are design, technology, performance, price, service and availability. The Company's top ten customers accounted for approximately 50% and 48% of the Company's consolidated net sales during the years ended June 30, 2022 and June 30, 2021, respectively. Included in the Company's top ten customers, there was one customer, an authorized distributor of the Company, that accounted for 10% of consolidated net sales in fiscal year 2022.

Unfilled open orders for the next six months of \$101.2 million at June 30, 2022 compares to \$70.3 million at June 30, 2021. Since orders are subject to cancellation and rescheduling by the customer, the six-month order backlog is considered more representative of operating conditions than total backlog. However, as procurement and manufacturing "lead times" change, the backlog will increase or decrease, and thus it does not necessarily provide a valid indicator of the shipping rate. Cancellations are generally the result of rescheduling activity and do not represent a material change in backlog.

Management recognizes that there are attendant risks that foreign governments may place restrictions on dividend payments and other movements of money, but these risks are considered low due to the relatively low investment within individual countries that have currency movement restrictions. No material portion of the Company's business is subject to renegotiation of profits or termination of contracts at the election of the U.S. government.

Engineering and development costs include research and development expenses for new product development and major improvements to existing products, and other costs for ongoing efforts to refine existing products. Research and development costs charged to operations totaled \$1.6 million and \$1.9 million in fiscal 2022 and 2021, respectively. Total engineering and development costs were \$8.8 million and \$8.5 million in fiscal 2022 and 2021, respectively.

Compliance with federal, state and local provisions regulating the discharge of materials into the environment, or otherwise relating to the protection of the environment, is not anticipated to have a material effect on capital expenditures, earnings or the competitive position of the Company.

The number of persons employed by the Company at June 30, 2022 and June 30, 2021 was 761 and 743, respectively. The Company believes that its continued success is a direct result of its talent. As such, the Company strives to be an employer of choice in every community in which it operates. It does this by fostering a fair, respectful, inclusive and safe work environment and culture shaped with its core values of customer focus, integrity, accountability, teamwork, and innovation.

A summary of financial data by segment, geographic area, and classes of products that accounted for more than 10% of consolidated sales revenues for the years ended June 30, 2022 and 2021 appears in Note J, Business Segments and Foreign Operations, to the consolidated financial statements.

The Company's internet website address is www.twindisc.com. **The Company makes available free of charge (other than an investor's own internet access charges) through its website the Company's Annual Report on Form 10-K, quarterly reports on Form 10-Q and current reports on Form 8-K, and amendments to those reports, as soon as reasonably practicable after it electronically files such material with, or furnishes such material to, the United States Securities and Exchange Commission.** The SEC maintains an internet site (www.sec.gov) that contains reports, proxy and information statements, and other information regarding issuers, such as the Company, that file electronically with the SEC. In addition, the Company makes available, through its website, important corporate governance materials. This information is also available from the Company upon request. The Company is not including the information contained on or available through its website as a part of, or incorporating such information by reference to, this Annual Report on Form 10-K.

Item 1A. Risk Factors

The Company's business involves various risk factors. The following information about these risks should be considered carefully together with other information contained in this report. The risks described below are not the only risks the Company faces. Additional risks not currently known, deemed immaterial or that could apply to any issuer may also result in adverse results for the Company's business.

As a global company, the Company is subject to currency fluctuations and a significant movement between the U.S. dollar and the euro exchange rate, in particular, could have an adverse effect on its profitability. Although the Company's financial results are reported in U.S. dollars, a significant portion of its sales and operating costs are realized in euros and other foreign currencies. The Company's profitability is affected by movements of the U.S. dollar against the euro and the other currencies in which it generates revenues and incurs expenses. Significant long-term fluctuations in relative currency values, in particular a significant change in the exchange rate between the U.S. dollar and the euro, could have an adverse effect on the Company's profitability and financial condition.

The Company continues to be adversely affected by the economic disruptions caused by the global coronavirus pandemic. In March 2020, the World Health Organization ("WHO") declared that a new strain of coronavirus that originated in Wuhan, China, and has rapidly spread around the world ("COVID-19") is a pandemic that poses significant risk to the international community. This outbreak contributed to shelter-in-place policies, unexpected factory closures, supply chain disruptions, and market volatility causing substantial declines in market capitalization, and occurring in the midst of an already challenging economic environment in some of our markets, most notably the oil and gas market. As a result of the outbreak, starting in March 2020 and intermittently through June 30, 2022, the Company suspended or reduced its operations, in whole or in part, in several of its locations. The Company's businesses operate in market segments impacted by COVID-19. Operating during a global pandemic has exposed the Company to a number of material risks, including diminished demand for our products and our customers' products, suspensions in the operations of our and our suppliers' manufacturing facilities, maintenance of appropriate labor levels, our ability to ship products to our customers, interruptions in our supply chains and distribution systems, access to capital and potential increases to the cost of capital, collection of trade receivables in accordance with their terms and potential further impairment of long-lived assets; all of which, in the aggregate, have had an adverse effect on the Company's business, financial condition, results of operations and cash flows. The severity and duration of the pandemic remains unknown. Management continues to actively monitor the global situation and its effect on financial condition, liquidity, operations, suppliers, industry and workforce. The Company remains unable to estimate the full extent or nature of the impact of COVID-19, at this time.

Certain of the Company's products are directly or indirectly used in oil exploration and oil drilling and are thus dependent upon the strength of those markets and oil prices. In recent years, the Company has seen significant variations in the sales of its products that are used in oil and energy related markets. The variability in these markets has been defined by the change in oil prices and the global demand for oil. Significant decreases in oil prices and reduced demand for oil and capital investment in the oil and energy markets adversely affect the sales of these products and the Company's profitability. The cyclical nature of the global oil and gas market presents the ongoing possibility of a severe cutback in demand, which would create a significant adverse effect on the sales of these products and ultimately on the Company's profitability.

Many of the Company's product markets are cyclical in nature or are otherwise sensitive to volatile or unpredictable factors. A downturn or weakness in overall economic activity or fluctuations in those other factors could have a material adverse effect on the Company's overall financial performance. Historically, sales of many of the products that the Company manufactures and sells have been subject to cyclical variations caused by changes in general economic conditions and other factors. In particular, the Company sells its products to customers primarily in the pleasure craft, commercial and military marine markets, as well as in the energy and natural resources, government and industrial markets. The demand for the products may be impacted by the strength of the economy generally, governmental spending and appropriations, including security and defense outlays, fuel prices, interest rates, as well as many other factors. Adverse economic and other conditions may cause the Company's customers to forego or otherwise postpone purchases in favor of repairing existing equipment.

In the event of an increase in the global demand for steel, the Company could be adversely affected if it experiences shortages of raw castings and forgings used in the manufacturing of its products. With the continued development of certain developing economies, in particular China and India, the global demand for steel has risen significantly in recent years. The Company selects its suppliers based on a number of criteria, and the Company expects that they will be able to support its needs. However, there can be no assurance that a significant increase in demand, capacity constraints or other issues experienced by the Company's suppliers will not result in shortages or delays in their supply of raw materials to the Company. If the Company were to experience a significant or prolonged shortage of critical components from any of its suppliers, particularly those who are sole sources, and could not procure the components from other sources, the Company would be unable to meet its production schedules for some of its key products and would miss product delivery dates which would adversely affect its sales, profitability and relationships with its customers.

The Company continues to face the prospect of increasing commodity costs, including steel, other raw materials and energy that could have an adverse effect on future profitability. In addition, developments in tariff regulations in the U.S. and foreign jurisdictions have resulted in uncertainty regarding international trade policies and future commodity prices, contributing to an increased risk of higher commodity costs that could have an adverse impact on the Company's profitability, financial condition and results of operations. The Company's profitability is dependent, in part, on commodity costs. To date, the Company has been successful with offsetting the effects of increased commodity costs through cost reduction programs and pricing actions. However, if material prices were to continue to increase at a rate that could not be recouped through product pricing or cost reductions, it could potentially have an adverse effect on the Company's future profitability.

The Company anticipates that additional tariffs or trade restrictions resulting from "trade wars" could result in an increase in its cost of sales and there can be no assurance that the Company would be able to pass any of the increases in raw material costs directly resulting from additional tariffs to its customers. Given that it procures many of the raw materials that it uses to create its products directly or indirectly from outside of the United States, the imposition of tariffs and other potential changes in U.S. trade policy could increase the cost or limit the availability of such raw materials, which could hurt its competitive position and adversely impact its business, financial condition and results of operations. In addition, the Company sells a significant proportion of its products to customers outside of the United States. Retaliatory actions by other countries could result in increases in the price of its products, which could limit demand for such products, hurt its global competitive position and have a material adverse effect on the Company's business, financial condition and results of operations.

If the Company were to lose business with any key customers, the Company's business would be adversely affected. Although there was only one customer that accounted for 10% or more of consolidated net sales in fiscal 2022, deterioration of a business relationship with one or more of the Company's significant customers would cause its sales and profitability to be adversely affected. Although the Company's accounts receivable are dispersed among a large customer base, a significant change in the liquidity or financial position of any one of its largest customers could have a material adverse impact on the collectability of its accounts receivable and future operating results.

The termination of relationships with the Company's suppliers, or the inability of such suppliers to perform, could disrupt its business and have an adverse effect on its ability to manufacture and deliver products. The Company relies on raw materials, component parts, and services supplied by outside third parties. If a supplier of significant raw materials, component parts or services were to terminate its relationship with the Company, or otherwise cease supplying raw materials, component parts, or services consistent with past practice, the Company's ability to meet its obligations to its customers may be affected. Such a disruption with respect to numerous products, or with respect to a few significant products, could have an adverse effect on the Company's profitability and financial condition.

A significant design, manufacturing or supplier quality issue could result in recalls or other actions by the Company that could adversely affect profitability. As a manufacturer of highly engineered products, the performance, reliability and productivity of the Company's products are some of its competitive advantages. While the Company prides itself on implementing procedures to ensure the quality and performance of its products and suppliers, a significant quality or product issue, whether due to design, performance, manufacturing or supplier quality issue, could lead to warranty actions, scrapping of raw materials, finished goods or returned products, the deterioration in a customer relationship, or other action that could adversely affect warranty and quality costs, future sales and profitability.

The Company faces risks associated with its international sales and operations that could adversely affect its business, results of operations or financial condition. Sales to customers outside the United States approximated 67% of the Company's consolidated net sales for fiscal 2022. The Company has international manufacturing operations in Belgium, Italy, the Netherlands and Switzerland. In addition, the Company has international distribution operations in Singapore, China, Australia, Japan, Italy, Belgium, and India.

The Company's international sales and operations are subject to a number of risks, including:

- ⇒ currency exchange rate fluctuations
- ⇒ export and import duties, changes to import and export regulations, and restrictions on the transfer of funds, including dividends
- ⇒ problems with the transportation or delivery of its products
- ⇒ issues arising from cultural or language differences
- ⇒ potential social and labor unrest as well as public health and political crises
- ⇒ longer payment cycles and greater difficulty in collecting accounts receivables
- ⇒ compliance with trade and other laws in a variety of jurisdictions
- ⇒ changes in tax law
- ⇒ compliance with the Foreign Corrupt Practices Act

These factors could adversely affect the Company's business, results of operations or financial condition.

A material disruption at the Company's manufacturing facility in Racine, Wisconsin could adversely affect its ability to generate sales and meet customer demand. The majority of the Company's manufacturing, based on fiscal 2022 sales, came from its facility in Racine, Wisconsin. If operations at this facility were to be disrupted as a result of significant equipment failures, natural disasters, power outages, fires, explosions, adverse weather conditions, labor force disruptions or other reasons, the Company's business and results of operations could be adversely affected. Interruptions in production would increase costs and reduce sales. Any interruption in production capability could require the Company to make substantial capital expenditures to remedy the situation, which could negatively affect its profitability and financial condition. The Company maintains property damage insurance which it believes is adequate to reconstruct its facilities and equipment, as well as business interruption insurance to mitigate losses resulting from any production interruption or shutdown caused by an insured loss. However, any recovery under this insurance policy may not offset the lost sales or increased costs that may be experienced during the disruption of operations. Lost sales may not be recoverable under the policy and long-term business disruptions could result in a loss of customers. If this were to occur, future sales levels and costs of doing business, and therefore profitability, could be adversely affected.

The ability to service the requirements of debt depends on the ability to generate cash and/or refinance its indebtedness as it becomes due, and depends on many factors, some of which are beyond the Company's control. The Company entered into a credit agreement on June 29, 2018. The Company's ability to make payments on its indebtedness, including those under the credit agreement, and to fund planned capital expenditures, research and development efforts and other corporate expenses depends on the Company's future operating performance and on economic, financial, competitive, legislative, regulatory and other factors. Many of these factors are beyond its control. The Company cannot be certain that its business will generate sufficient cash flow from operations, or operating improvements will be realized or that future borrowings will be available to it in an amount sufficient to enable it to repay its indebtedness or to fund its other operating requirements. Significant delays in its planned capital expenditures may materially and adversely affect the Company's future revenue prospects.

Any failure to meet debt obligations and financial covenants, and maintain adequate asset-based borrowing capacity could adversely affect the Company's business and financial condition. The Company's three-year revolving credit facility expiring June 2025 is secured by certain personal property assets such as accounts receivable, inventory, and machinery and equipment. Under this agreement, the Company's borrowing capacity is based on the eligible balances of these assets and it is required to maintain sufficient asset levels at all times to secure its outstanding borrowings. The Company is also required to comply with a total funded debt to EBITDA ratio, a minimum fixed charge coverage ratio, and a minimum tangible net worth. If the Company does not meet these financial covenants as specified under the agreement, the Company may require forbearance or relief from its financial covenant violations from its senior lender or be required to arrange alternative financing. Failure to obtain relief from financial covenant violations or to obtain alternative financing, if necessary, would have a material adverse impact on the Company.

As of June 30, 2022, the Company had a borrowing capacity that exceeded its outstanding loan balance (see Note G, Debt, of the notes to the consolidated financial statements). Based on its annual financial plan, the Company believes that it will generate sufficient cash flow levels throughout fiscal 2023 to meet the required financial covenants under the agreements. However, as with all forward-looking information, there can be no assurance that the Company will achieve the planned results in future periods.

While the Company has obtained forgiveness of its Paycheck Protection Program Loan ("PPP loan"), it remains subject to audit under the program's rules and any resulting adverse audit findings of non-compliance can result in the repayment of a portion or all of the PPP loan. On April 17, 2020 the Company received proceeds of \$8.2 million from a loan under the PPP of the Coronavirus Aid, Relief, and Economic Security Act ("CARES Act"), which it has used to retain employees, maintain payroll and make lease and utility payments. The Company accounted for the full proceeds as a loan. It obtained formal forgiveness of the full amount of the loan on June 16, 2021, and accounted for the forgiveness as income from extinguishment of loan in its statement of operations for the year ended June 30, 2021.

While the loan has been formally forgiven, under the terms of the PPP Loan, the Company remains subject to an audit by the Small Business Administration (“SBA”) for a period of six years after forgiveness. The audit is intended to confirm the Company’s eligibility for the PPP loan and the appropriateness of the PPP loan forgiveness. The Company is aware of the requirements of the PPP Loan and believes it is within the eligibility threshold and has used the loan proceeds in accordance with PPP loan forgiveness requirements. It has retained all necessary documentation in support of its eligibility, including gross receipts calculations, supporting payroll expenses and related information. However, no assurance is provided that the Company will satisfy fully all the requirements of an audit. If despite the Company’s actions and certification that it satisfied all eligibility requirements for the PPP loan, it is later determined that it violated applicable laws or was otherwise ineligible to receive the PPP loan, it may be required to repay the PPP loan in its entirety in a lump sum or be subject to additional penalties, which could result in adverse publicity and damage to the Company’s reputation. If these events were to transpire, they could have a material adverse effect on the Company’s business, results of operations and financial condition.

The Company carries a significant amount of intangible assets, but it may never fully realize the full value of these assets. The Company recorded significant non-cash goodwill impairment charges in fiscal 2020, as well as in prior fiscal years. As part of the acquisition of Veth Propulsion in July 2018, the Company acquired goodwill and intangible assets in the form of customer relationships, technology and knowhow and tradenames. In fiscal 2020, due to its assessment of the adverse economic consequences of the COVID-19 outbreak and the negative trends in its markets as explained in Note D, Intangible Assets, the Company recorded significant impairment charges, writing off all the goodwill in its books, as well as writing down some intangibles and other assets. In fiscal 2017 and 2016, when the Company’s markets were significantly adversely affected by the global oil and gas decline, it recorded significant impairment charges related to two of its prior acquisitions. Any deterioration in the industries or businesses of the Company may trigger future non-cash impairment charges, which may have a material adverse effect to the Company’s financial results.

The Company may experience negative or unforeseen tax consequences. The Company reviews the probability of the realization of its net deferred tax assets each period based on forecasts of taxable income in both the U.S. and foreign jurisdictions. This review uses historical results, projected future operating results based upon approved business plans, eligible carryforward periods, tax planning opportunities and other relevant considerations. Adverse changes in the profitability and financial outlook in the U.S. or foreign jurisdictions may require the creation of a valuation allowance to reduce the Company’s net deferred tax assets. Such changes could result in material non-cash expenses in the period in which the changes are made and could have a material adverse impact on the Company’s results of operations and financial condition. In fiscal 2021, the Company recorded a 100% allowance on its domestic deferred tax assets, totaling \$24.4 million. In fiscal 2022, the allowance totaled \$23.1 million.

Taxing authority challenges and changes to tax laws may lead to tax payments exceeding current reserves. The Company is subject to ongoing tax examinations in various jurisdictions. As a result, the Company may record incremental tax expense based on expected outcomes of such matters. In addition, the Company may adjust previously reported tax reserves based on expected results of these examinations. Such adjustments could result in an increase or decrease to the Company’s effective tax rate.

The Tax Cuts and Jobs Act (the “Tax Act”) was signed into law in December 2017. The Tax Act made numerous changes to U.S. federal corporate tax law that the Company expects will impact its effective tax rate in future periods. The changes included in the Tax Act are broad and complex. The final impact of the Tax Act may differ from the Company’s current estimates, possibly materially, due to, among other things, changes in interpretations of the Tax Act, any legislative action to address questions that arise because of the Tax Act, any changes in accounting standards for U.S. federal income taxes or related interpretations in response to the Tax Act or any updates or changes to estimates the Company utilized to calculate the impact. Future changes in tax law in the United States or the various jurisdictions in which the Company operates and income tax holidays could have a material impact on the Company’s effective tax rate, foreign rate differential, future income tax expense and cash flows.

Security breaches and other disruptions could compromise the Company’s information system and expose the Company to liabilities, which would cause its business and reputation to suffer. In the ordinary course of its business, the Company collects and stores sensitive data, including its proprietary business information and that of its customers, suppliers and business partners, as well as personally identifiable information of its customers and employees, in its internal and external data centers, cloud services and on its networks. The secure processing, maintenance and transmission of this information is critical to the Company’s operations and business strategy. Despite the Company’s security measures, its information technology and infrastructure, and that of its partners, may be vulnerable to malicious attacks or breaches due to employee error, malfeasance or other disruptions, including as a result of rollouts of new systems. Any such breach or operational failure would compromise the Company’s networks and/or that of its partners and the information stored there could be accessed, publicly disclosed, lost or stolen. Any such access, disclosure or other loss of information could result in legal claims or proceedings and/or regulatory fines or penalties, including, among others, under the European Union’s General Data Privacy Regulation, disrupt the Company’s operations, damage its reputation and/or cause a loss of confidence in the Company’s products and services, which could adversely affect its business, financial condition and results of operations.

Item 1B. Unresolved Staff Comments

None.

Item 2. Properties

Manufacturing Segment

The Company owns two manufacturing, assembly and office facilities in Racine, Wisconsin, U.S.A., one in Nivelles, Belgium, and one in Decima, Italy. The aggregate floor space of these four plants approximates 625,000 square feet. One of the Racine facilities also serves as the Company's corporate headquarters. The Company leases additional manufacturing, assembly and office facilities in, Sturtevant, Wisconsin, Lufkin, Texas, Limite sull'Arno, Italy, Papendrecht, Netherlands, Novazzano, Switzerland, and Decima, Italy.

Distribution Segment

The Company also has operations in the following locations, all of which are leased and are used for sales offices, warehousing and light assembly or product service:

Brisbane, Queensland, Australia	Guangzhou, China
Perth, Western Australia, Australia	Chennai, India
Gold Coast, Queensland, Australia	Coimbatore, India
Singapore	Saitama City, Japan
Shanghai, China	

The Company believes its properties are well maintained and adequate for its present and anticipated needs.

Item 3. Legal Proceedings

Twin Disc is a defendant in certain product liability or related claims of which the ultimate outcome and liability to the Company, if any, are not presently determinable. Management believes that the final disposition of such litigation will not have a material impact on the Company's results of operations, financial position or cash flows.

Item 4. Mine Safety Disclosures

Not applicable.

Information About Our Executive Officers

Pursuant to General Instruction G(3) of Form 10-K, the following list is included as an unnumbered Item in Part I of this Report in lieu of being included in the Proxy Statement for the Annual Meeting of Shareholders to be held on October 27, 2022.

<u>Name</u>	<u>Age</u>	<u>Position</u>
John H. Batten	57	President and Chief Executive Officer
Jeffrey S. Knutson	57	Vice President – Finance, Chief Financial Officer, Treasurer and Secretary

Officers are elected annually by the Board of Directors at the Board meeting held in conjunction with each Annual Meeting of the Shareholders. Each officer holds office until a successor is duly elected, or until he/she resigns or is removed from office.

John H. Batten, President and Chief Executive Officer. Effective October 2021, Mr. Batten was renamed President and Chief Executive Officer. Prior to that, Mr. Batten served as Chief Executive Officer since May 2019, President and Chief Executive Officer since July 2013, President and Chief Operations Officer since July 2008, Executive Vice President since October 2004, Vice President and General Manager – Marine Products since October 2001 and Commercial Manager – Marine since 1998. Mr. Batten joined Twin Disc in 1996 as an Application Engineer.

Jeffrey S. Knutson, Vice President – Finance, Chief Financial Officer, Treasurer and Secretary. Mr. Knutson was named Chief Financial Officer and Treasurer in June 2015. Mr. Knutson was named Vice President – Finance, Interim Chief Financial Officer and Interim Treasurer in February 2015. Mr. Knutson was appointed Corporate Secretary in June 2013, and was Corporate Controller from his appointment in October 2005 until August 2015. Mr. Knutson joined the Company in February 2005 as Controller of North American Operations. Prior to joining Twin Disc, Mr. Knutson held Operational Controller positions with Tower Automotive (since August 2002) and Rexnord Corporation (since November 1998).

PART II

Item 5. Market for the Registrant's Common Stock, Related Stockholder Matters and Issuer Purchases of Equity Securities

The Company's common stock is traded on the NASDAQ Global Select Market under the symbol TWIN.

Quarter	Fiscal Year Ended June 30, 2022		Fiscal Year Ended June 30, 2021	
	High	Low	High	Low
First Quarter	\$ 16.20	\$ 9.40	\$ 7.76	\$ 4.66
Second Quarter	14.01	9.56	7.97	4.87
Third Quarter	18.20	10.45	10.35	7.35
Fourth Quarter	17.77	8.35	15.02	8.79

There were no dividend payments made in the fiscal years ended June 30, 2022 and 2021.

For information regarding the Company's equity-based compensation plans, see the discussion under Item 12 of this report. As of August 8, 2022, shareholders of record numbered 339.

Issuer Purchases of Equity Securities

Period	(a) Total Number of Shares Purchased	(b) Average Price Paid per Share	(c) Total Number of Shares Purchased as Part of Publicly Announced Plans or Programs	(d) Maximum Number of Shares that May Yet Be Purchased Under the Plans or Programs
March 25, 2022 – April 29, 2022	0	NA	0	315,000
April 30, 2022 – May 27, 2022	0	NA	0	315,000
May 28, 2022 - June 30, 2022	0	NA	0	315,000
Total	0	NA	0	315,000

On February 1, 2008, the Board of Directors authorized the purchase of up to 500,000 shares of Common Stock at market values, of which 250,000 shares were purchased during fiscal 2009 and 125,000 shares were purchased during fiscal 2012. On July 27, 2012, the Board of Directors authorized the purchase of an additional 375,000 shares of Common Stock at market values. This authorization has no expiration. During the second quarter of fiscal 2013, the Company purchased 185,000 shares under this authorization. The Company did not make any purchases during fiscal 2021 and 2022. As of June 30, 2022, 315,000 shares remain authorized for purchase.

Item 6. Reserved

Item 7. Management's Discussion and Analysis of Financial Condition and Results of Operations

Special Note Regarding Smaller Reporting Company Status

Under SEC Release 33-10513; 34-83550, Amendments to Smaller Reporting Company Definition, the Company qualifies as a smaller reporting company based on its public float as of the last business day of the second quarter of fiscal 2022. Accordingly, it has scaled some of its disclosures of financial and non-financial information in this annual report. The Company will continue to determine whether to provide additional scaled disclosures of financial or non-financial information in future quarterly reports, annual reports and/or proxy statements if it remains a smaller reporting company under SEC rules.

Note on Forward-Looking Statements

Statements in this report (including but not limited to certain statements in Items 1, 3 and 7) and in other Company communications that are not historical facts are forward-looking statements, which are based on management's current expectations. These statements involve risks and uncertainties that could cause actual results to differ materially from what appears here.

Forward-looking statements include the Company's description of plans and objectives for future operations and assumptions behind those plans. The words "anticipates," "believes," "intends," "estimates," and "expects," or similar anticipatory expressions, usually identify forward-looking statements. In addition, goals established by the Company should not be viewed as guarantees or promises of future performance. There can be no assurance the Company will be successful in achieving its goals.

In addition to the assumptions and information referred to specifically in the forward-looking statements, other factors, including, but not limited to those factors discussed under Item 1A, Risk Factors, could cause actual results to be materially different from what is presented in any forward-looking statements.

Fiscal 2022 Compared to Fiscal 2021

Net Sales

Net sales for fiscal 2022 increased 11.1%, or \$24.3 million, to \$242.9 million from \$218.6 million in fiscal 2021. The Company experienced a broad-based recovery in demand across most of the markets served, as the impact of the COVID-19 crisis on the Company's global markets subsided. While market demand was strong through the year, supply chain disruption limited the Company's ability to deliver product through the first three quarters of fiscal 2022. The Company was able to overcome many supply chain challenges in the fourth fiscal quarter of 2022, resulting in revenue of \$76.0 million, an increase of \$9.8 million or 14.8% compared to the prior year fourth fiscal quarter. Currency translation had an unfavorable impact on fiscal 2022 sales compared to the prior year totaling \$8.5 million primarily due to the weakening of the euro and Australian dollar against the U.S. dollar.

Sales at our manufacturing segment increased 13.4%, or \$25.8 million, versus the same period last year. The largest improvement was seen at the Company's North American manufacturing operations, which experienced a 30.7% increase in sales compared to fiscal 2021. The primary driver for this increase was a broad recovery in demand following the negative global economic impact of the COVID-19 pandemic. In particular, this operation saw a marked improvement in demand for its oil and gas related products, both new units and aftermarket volume. The Company's Veth Propulsion operation in the Netherlands experienced a 4.6% decrease in sales in fiscal 2022, primarily the result of an unfavorable currency translation impact. In constant currency, this entity experienced a slight increase in sales (1.3%) as recovering market demand was hampered somewhat by supply chain challenges. The Company's Italian manufacturing operations reported an 8.2% increase in sales from fiscal 2021, despite an unfavorable currency translation impact, thanks to a recovering European industrial market following the negative impact of the COVID-19 pandemic. The Company's Belgian manufacturing operation saw an 11.3% decrease in sales in fiscal 2022 on an unfavorable foreign exchange impact and supply chain challenges limiting production. The Company's Swiss manufacturing operation, which supplies customized propellers for the global mega yacht and patrol boat markets, experienced a 6.5% increase in sales, primarily due to a recovering European marine market.

Sales at our distribution segment were up 6.7%, or \$6.7 million, compared to fiscal 2021, with improving global demand and product delivery from the manufacturing operations. The Company's Asian distribution operation in Singapore, China and Japan experienced a 7.8% increase in sales due to the recovering global demand following the impacts of COVID-19, partially offset by an unfavorable currency translation impact. The Company's European distribution operation saw essentially flat sales, as improving demand was offset by an unfavorable currency translation impact and supply chain challenges limiting shipment of goods from the production operations. The Company's North American distribution operation was also relatively unchanged from fiscal 2021, as supply chain challenges offset an improving demand picture. The Company's distribution operation in Australia, which provides boat accessories, propulsion and marine transmission systems primarily for the pleasure craft market, saw an 18.2% sales increase, driven by strong demand for the Company's product in the pleasure craft market.

Net sales for the Company's marine transmission, propulsion and boat management systems were up 6.1% in fiscal 2022 compared to the prior fiscal year. This increase reflects a general strengthening of the global economy following the negative impact of the COVID-19 pandemic in fiscal 2021. Strength was seen across the commercial, pleasure and defense components of the market. In the off-highway transmission market, the year-over-year increase of 11.1% can also be attributed primarily to the global recovery following the impact of the COVID-19 pandemic, with particular strength in North American aftermarket product sales for the oil and gas industry. Sale of the Company's pressure pumping transmission systems into China also improved over the prior year. The increase experienced in the Company's industrial products of 36.9% was also a function of the recovering global economy, along with the improving performance of the Company's new Lufkin, Texas operation, which is focused on growing sales of industrial products.

Geographically, sales to the U.S. and Canada improved 26% in fiscal 2022 compared to fiscal 2021, representing 36% of consolidated sales for fiscal 2022 compared to 32% in fiscal 2021. The increase is primarily due to the impact of the economic recovery following the COVID-19 pandemic. Sales into the Asia Pacific market improved 8% compared to fiscal 2021 and represented approximately 23% of sales in fiscal 2022, compared to 24% in fiscal 2021. The increase in fiscal 2022 reflects a continued strong Australian pleasure craft market, continued demand for the Company's oil and gas transmissions by the Chinese market and a general economic recovery following the COVID-19 pandemic. Sales into the European market declined approximately 6% from fiscal 2021 levels while accounting for 31% of consolidated net sales in fiscal 2021 compared to 37% of net sales in fiscal 2021. Despite strengthening demand, the region experienced significant supply chain challenges and an unfavorable currency exchange impact. See Note J, Business Segments and Foreign Operations, of the notes to the consolidated financial statements for more information on the Company's business segments and foreign operations.

Gross Profit

In fiscal 2022, gross profit improved \$18.0 million, or 35.3%, to \$68.8 million on a sales increase of \$24.3 million. Gross profit as a percentage of sales increased 500 basis points in fiscal 2022 to 28.3%, compared to 23.3% in fiscal 2021. The table below summarizes the gross profit trend by quarter for fiscal years 2022 and 2021:

	1st Qtr	2nd Qtr	3rd Qtr	4th Qtr	Year
<u>Gross Profit:</u>					
<i>(\$ millions)</i>					
2022	\$ 13.4	\$ 13.5	\$ 17.7	\$ 24.2	\$ 68.8
2021	\$ 9.7	\$ 8.9	\$ 14.0	\$ 18.3	\$ 50.9
<u>% of Sales:</u>					
2022	28.2%	22.5%	29.8%	31.8%	28.3%
2021	21.0%	18.3%	24.2%	27.7%	23.3%

There were a number of factors that impacted the Company's overall gross profit rate in fiscal 2022. Gross profit for the year was primarily impacted by improved volumes and a significantly more favorable product mix. This was driven by the global economic recovery following the impact of the COVID-19 pandemic and a significant increase in the sales of high-margin oil and gas transmissions and parts. The Company also experienced a net favorable improvement in margins from the recording of benefits related to COVID-19 relief programs of the U.S. and the Netherlands, totaling \$1.4 million. The Company estimates the net favorable impact of increased volumes on gross margin in fiscal 2022 was approximately \$5.7 million. The favorable shift in product mix, primarily related to the increased shipments of the Company's high margin oil and gas transmission units and aftermarket products, had an estimated favorable impact of \$9.6 million.

Marketing, Engineering and Administrative (ME&A) Expenses

Marketing, engineering, and administrative (ME&A) expenses of \$60.1 million were up \$4.3 million, or 7.8%, in fiscal 2022 compared to the prior fiscal year. As a percentage of sales, ME&A expenses decreased to 24.7% of sales versus 25.5% of sales in fiscal 2021. The increase in ME&A spending in fiscal 2022 compared to the prior year was driven by increased domestic salaries and benefits (\$2.4 million), increased marketing activities (\$0.4 million), additional engineering project spending (\$0.5 million), increased travel expense (\$0.4 million) and bad debt expense (\$0.3 million), higher professional fees (\$0.8 million), reduced benefit from the U.S. employee retention credit program (\$0.7 million) and an inflationary impact estimated at \$2.0 million. These increases were partially offset by an increase in the receipt of Dutch COVID-19 subsidy payments (\$1.2 million), the absence of a prior year one-off product issue (\$0.8 million) and an exchange driven decrease (\$1.2 million).

Restructuring of Operations

During the course of fiscal 2022, the Company incurred \$1.0 million in restructuring charges. These charges relate to a continued restructuring program at the Company's Belgian operation to focus resources on core manufacturing process, while allowing for savings on the outsourcing of non-core processes. In fiscal 2021, the Company incurred \$7.4 million in restructuring charges. These charges relate to the Belgian restructuring program just mentioned (\$2.3 million), an impairment charge of the Company's corporate office building (\$4.3 million), and other restructuring activities at the company's domestic and European operations (\$0.8 million). Restructuring activities since June 2015 have resulted in the elimination of 254 full-time employees in the manufacturing segment. Accumulated costs to date under these programs within the manufacturing segment through June 30, 2022 were \$16,226.

Income from Extinguishment of Loan

During the fourth fiscal quarter of fiscal 2021, the Company received formal forgiveness of its PPP Loan in the amount of \$8.2 million. The Company recorded \$8.2 million in income from extinguishment of loan in its consolidated statement of operations in fiscal 2021. See Note G, Debt, of the notes to the consolidated financial statements for additional information on the PPP loan.

Interest Expense

Interest expense of \$2.1 million for fiscal 2022 was \$0.3 million lower than fiscal 2021 on a relatively stable average interest rate and a lower average balance on the domestic revolver.

Other income (expense), net

In fiscal 2022, other income, net, of \$1.3 million improved by \$4.7 million from a prior fiscal year other expense, net, of (\$3.4 million). This change is primarily due to the impact of currency movements related to the euro and Asian currencies.

Income Taxes

The effective tax rate for fiscal 2022 is 17.8% compared to -200.0% for fiscal 2021. During the prior fiscal year, the Company received full forgiveness of its PPP loan which resulted in an increase to the effective tax rate of 17.5%.

The Company maintains valuation allowances when it is more likely than not that all or a portion of a deferred tax asset will not be realized. Changes in valuation allowances from period to period are included in the tax provision in the period of change. In determining whether a valuation allowance is required, the Company takes into account such factors as prior earnings history, expected future earnings, carry-back and carry-forward periods, and tax strategies that could potentially enhance the likelihood of realization of a deferred tax asset. In fiscal 2021, the Company evaluated the likelihood of whether the net domestic deferred tax assets would be realized and concluded that it is more likely than not that all of deferred tax assets would not be realized. Management believes that it is more likely than not that the results of future operations will not generate sufficient taxable income and foreign source income to realize all the domestic deferred tax assets, therefore, a valuation allowance in the amount of \$24.4 million, was included in income tax expense (benefit) on the consolidated statement of operations, for fiscal year 2021. In fiscal year 2022, the valuation allowance was \$23.1 million,

Order Rates

As of June 30, 2022, the Company's backlog of orders scheduled for shipment during the next six months (six-month backlog) was \$101.2 million or approximately 44% higher than the six-month backlog of \$70.3 million as of June 30, 2021. The increased backlog is primarily attributable to the improvement in order rates throughout the fiscal year resulting from the global economic recovery following the negative impact of the COVID-19 pandemic.

Liquidity and Capital Resources

Fiscal Years 2022 and 2021

The net cash used by operating activities in fiscal 2022 totaled \$8.3 million, a change of (\$14.8 million) from the prior fiscal year cash provided by operating activities of \$6.5 million. The negative operating cash flow was created primarily by an increase to inventory (\$12.2 million) and trade accounts receivable (\$5.9 million) compared to the prior year end. The increased inventory is the result of the global volume increase, along with rampant supply chain disruptions creating imbalanced inventory at our operations. These disruptions were mitigated somewhat during the fourth quarter, but remain a significant challenge. The increase in trade accounts receivable reflects a very strong shipping month in June, with collection to follow in fiscal 2023. These increases were partially offset by an increase in accrued liabilities compared to the prior year end.

The net cash provided by investing activities for fiscal 2022 primarily represents the proceeds from the sale of real property in Switzerland and Italy (\$9.5 million), partially offset by capital spending activity totaling \$4.7 million. The capital spending amount reflects a continued focus on cash conservation as we navigated through the extreme economic uncertainty brought on by the COVID-19 pandemic, along with extended lead times on equipment resulting from global supply chain challenges.

The net cash provided by financing activities relates primarily to borrowings of long-term debt (\$3.9 million), partially offset by payments for withholding taxes on stock compensation (\$0.5 million), payments on finance lease obligations (\$0.9 million) and dividends paid to a non-controlling interest (\$0.2 million). During fiscal 2022, the Company did not purchase any shares as part of its Board-authorized stock repurchase program. The Company has 315,000 shares remaining under its authorized stock repurchase plan.

Future Liquidity and Capital Resources

On June 29, 2018, the Company entered into a Credit Agreement (the "Credit Agreement") with BMO Harris Bank N.A. ("BMO") that provided for the assignment and assumption of the previously existing loans between the Company and Bank of Montreal (the "2016 Credit Agreement") and subsequent amendments into a term loan (the "Term Loan") and revolving credit loans (each a "Revolving Loan" and, collectively, the "Revolving Loans," and, together with the Term Loan, the "Loans"). Pursuant to the Credit Agreement, BMO agreed to make the Term Loan to the Company in a principal amount not to exceed \$35.0 million and the Company may, from time to time prior to the maturity date, enter into Revolving Loans in amounts not to exceed, in the aggregate, \$50.0 million (the "Revolving Credit Commitment"). The Credit Agreement also allows the Company to obtain Letters of Credit from BMO, which if drawn upon by the beneficiary thereof and paid by BMO, would become Revolving Loans. Under the Credit Agreement, the Company may not pay cash dividends on its common stock in excess of \$3.0 million in any fiscal year.

On March 4, 2019, the Company entered into a second amendment (the "Second Amendment") to the Credit Agreement. The Second Amendment reduced the principal amount of the term loan commitment under the Credit Agreement from \$35.0 million to \$20.0 million. In connection with the Second Amendment, the Company issued an amended and restated term note in the amount of \$20.0 million to the Bank, which amended the original \$35.0 million note provided under the Credit Agreement.

Prior to entering into the Second Amendment, the outstanding principal amount of the term loan (the “Term Loan”) under the Credit Agreement was \$10.8 million. On the date of the Second Amendment, the Bank made an additional advance on the Term Loan to the Company in the amount of \$9.2 million. The Second Amendment also extended the maturity date of the Term Loan from January 2, 2020 to March 4, 2026, and added a requirement that the Company make principal installments of \$0.5 million per quarter starting with the quarter ending June 30, 2019.

The Second Amendment also reduced the applicable margin for purposes of determining the interest rate applicable to the Term Loan. Previously, the applicable margin was 3.00%, which was added to the Monthly Reset LIBOR Rate or the Adjusted LIBOR, as applicable. Under the Second Amendment, the applicable margin was between 1.375% and 2.375%, depending on the Company’s total funded debt to EBITDA ratio.

The Second Amendment also adjusted certain financial covenants made by the Company under the Credit Agreement. Specifically, the Company covenanted (i) not to allow its total funded debt to EBITDA ratio to be greater than 3.00 to 1.00 (the cap had previously been 3.50 to 1.00 for quarters ending on or before September 30, 2019 and 3.25 to 1.00 for quarters ending on or about December 31, 2019 through September 30, 2020), and (ii) that its tangible net worth will not be less than \$100.0 million plus 50% of net income for each fiscal year ending on and after June 30, 2019 for which net income is a positive number (the \$100.0 million figure had previously been \$70.0 million).

On January 28, 2020, the Company entered into a third amendment (the “Third Amendment”) to the Credit Agreement. The Third Amendment restated the financial covenant provisions related to the maximum allowable ratio of total funded debt to EBITDA from 3.00 to 1.00 to 4.00 to 1.00 for the quarter ended December 27, 2019, 5.00 to 1.00 for the quarter ending March 27, 2020, 4.00 to 1.00 for the quarter ending June 30, 2020, 3.50 to 1.00 for the quarter ending September 25, 2020, and 3.00 to 1.00 for quarters ending on or after December 25, 2020. For purposes of determining EBITDA, the Third Amendment added back extraordinary expenses (not to exceed \$3.9 million) related to the previously reported isolated product performance issue on one of the Company’s oil and gas transmission models at certain installations. Under the Third Amendment, the applicable margin for revolving loans, letters of credit, and term loans was between 1.25% and 3.375%, depending on the Company’s total funded debt to EBITDA ratio.

On July 22, 2020, the Company entered into a fifth amendment (the “Fifth Amendment”) to the Credit Agreement that amends the Credit Agreement dated as of June 29, 2018, as amended, between the Company and BMO. The Fifth Amendment reduced BMO’s Revolving Credit Commitment from \$50.0 million to \$45.0 million. The Fifth Amendment also gives the Company the option to make interest-only payments on the Term Loan for quarterly payments occurring on September 30, 2020 and December 31, 2020, and limits the Company’s Capital Expenditures for the fiscal year ending June 30, 2021 to \$10.0 million.

The Fifth Amendment provides the Company with relief from its Total Funded Debt to EBITDA ratio financial covenant under the Credit Agreement through (and including) the earlier of June 30, 2021 or a date selected by the Company. During the financial covenant relief period:

- The “Applicable Margin” to be applied to Revolving Loans, the Term Loan, and the Commitment/Facility Fee increased to 3.25%, 3.875%, and 0.20%, respectively.
- The Company may not make certain restricted payments (specifically, cash dividends, distributions, purchases, redemptions or other acquisitions of or with respect to shares of its common stock or other common equity interests).
- The Company must maintain liquidity (as defined in the Fifth Amendment) of at least \$15.0 million.
- The Company must maintain minimum EBITDA of at least (1) \$1.0 million for the fiscal quarter ending June 30, 2020 and the two fiscal quarters ending on or about September 30, 2020; (2) \$2.5 million for the three fiscal quarters ending on or about December 31, 2020; (3) \$6.0 million for the four fiscal quarters ending on or about March 31, 2021; and (4) \$10.0 million for the four fiscal quarters ending June 30, 2021.

For purposes of the minimum EBITDA covenant and the Total Funded Debt to EBITDA ratio, the Fifth Amendment clarified that EBITDA shall exclude any gain that is realized on the forgiveness of the Small Business Administration Paycheck Protection Program loan that the Company previously received.

The Fifth Amendment also changed the definition of “LIBOR” (used in calculating interest on Eurodollar Loans), “Monthly Reset LIBOR Rate” (used in calculating interest on LIBOR Loans), and “LIBOR Quoted Rate” (used in the definition of “Base Rate,” which is used in calculating interest on Letters of Credit that are drawn upon and not timely reimbursed).

The Company also entered into a Deposit Account Control Agreement with the Bank, reflecting the Bank’s security interest in deposit accounts the Company maintains with the Bank. Under the Fifth Amendment, the Bank may not provide a notice of exclusive control of a deposit account (thereby obtaining exclusive control of the account) prior to the occurrence or existence of a Default or an Event of Default under the Credit Agreement or otherwise upon the occurrence or existence of an event or condition that would, but for the passage of time or the giving of notice, constitute a Default or an Event of Default under the Credit Agreement.

On January 27, 2021, the Company entered into a Forbearance Agreement and Amendment No. 6 to the Credit Agreement (the “Forbearance Agreement”) that further amended the Credit Agreement.

The Company entered into the Forbearance Agreement because the Company was not in compliance with its financial covenant to maintain a minimum EBITDA of at least \$2.5 million for the three fiscal quarters ended as of December 25, 2020. In the Forbearance Agreement, the Bank agreed to forbear from exercising its rights and remedies against the Company under the Credit Agreement with respect to the Company’s noncompliance with the minimum EBITDA covenant during the period (the “Forbearance Period”) commencing January 27, 2021 and ending on the earlier of (i) September 30, 2021, and (ii) the date on which a default under the Forbearance Agreement or Credit Agreement occurs. During the Forbearance Period, the Bank agreed to continue to honor requests of the Company for draws on the revolving note provided by the Bank under the Credit Agreement, except that the revolving credit commitment was reduced from \$45.0 million to \$42.5 million during the Forbearance Period.

The Forbearance Agreement also added to the Company’s financial reporting requirements under the Credit Agreement by requiring the Company to provide the Bank with monthly forecasts of the Company’s financial statements, and monthly reports on the Company’s six-month backlog.

On September 30, 2021, the Company entered into a First Amended and Restated Forbearance Agreement and Amendment No. 7 to Credit Agreement (the “Amended and Restated Forbearance Agreement”) that amends the Credit Agreement dated as of June 29, 2018, as amended between the Company and the Bank.

The Amended and Restated Forbearance Agreement extended the Forbearance Period through February 28, 2022, or if earlier, through the date on which a default under the Amended and Restated Forbearance Agreement or Credit Agreement occurs. During the extended Forbearance Period, the Bank agreed to continue to forbear from exercising its rights and remedies against the Company under the Credit Agreement with respect to the Company’s noncompliance with its minimum EBITDA covenants. The Amended and Restated Forbearance Agreement also made certain adjustments to the Credit Agreement, including:

- Permitting the Company to sell its manufacturing facility in Novazzano, Switzerland for a gross sales price of approximately \$10 million, resulting in Net Cash Proceeds of approximately \$8.7 million (the “Rolla Disposition”).
- Requiring the Company to promptly repatriate approximately \$7 million of the Net Cash Proceeds from the Rolla Disposition (the “Rolla Repatriation”), and to apply \$1 million of such Net Cash Proceeds to the Term Loan and the remainder to the revolving Loans under the Credit Agreement.
- Upon completion of the Rolla Repatriation: (1) reducing the portion of the Borrowing Base that is based on Eligible Inventory from the lesser of \$35 million or 50% of the value of Eligible Inventory to the lesser of \$30 million or 50% of the value of Eligible Inventory; and (2) reducing the Revolving Credit Commitment from a maximum of \$42.5 million to a maximum of \$40 million.

On February 28, 2022, the Company entered into a Second Amended and Restated Forbearance Agreement and Amendment No. 8 to Credit Agreement (the “Second Amended and Restated Forbearance Agreement”) that amended the Credit Agreement dated as of June 29, 2018, as amended between the Company and the Bank.

The Second Amended and Restated Forbearance Agreement extended the Forbearance Period through June 30, 2022, or if earlier, through the date on which a default under the Amended and Restated Forbearance Agreement or Credit Agreement occurs. During the extended Forbearance Period, the Bank continued to forbear from exercising its rights and remedies against the Company under the Credit Agreement with respect to the Company’s noncompliance with its minimum EBITDA covenants. The Second Amended and Restated Forbearance Agreement also made certain adjustments to the Credit Agreement, including:

- Reduced the portion of the Borrowing Base that is based on Eligible Inventory from the lesser of \$35,000,000 or 50% of the value of Eligible Inventory to the lesser of \$30,000,000 or 50% of the value of Eligible Inventory. This change was already in effect under the terms of the Amended and Restated Forbearance Agreement, due to the Company’s previously reported sale of its manufacturing facility in Novazzano, Switzerland for a gross sales price of approximately \$10,000,000, resulting in Net Cash Proceeds (as defined in the Amended and Restated Forbearance Agreement) of approximately \$8,700,000 (the “Rolla Disposition”) and repatriation of approximately \$7,000,000 of those Net Cash Proceeds (the “Rolla Repatriation”).
- Reduced the Revolving Credit Commitment from a maximum of \$42,500,000 to a maximum of \$40,000,000. This change was also already in effect under the terms of the Amended and Restated Forbearance Agreement due to the Rolla Disposition and Rolla Repatriation.

The Company also executed a Third Amended and Restated Revolving Note with the Bank, reflecting the maximum Revolving Credit Commitment of \$40,000,000.

On June 30, 2022, the Company entered into Amendment No. 9 to Credit Agreement (the “Ninth Amendment”) that amends and extends the Credit Agreement dated as of June 29, 2018, as amended (the “Credit Agreement”) between the Company and the Bank.

Pursuant to the Credit Agreement, as in effect prior to the Ninth Amendment, the Bank made a Term Loan to the Company in the principal amount of \$20,000,000, and the Company may, from time to time prior to the maturity date, enter into Revolving Loans in amounts not to exceed, in the aggregate and subject to a Borrowing Base, \$40,000,000 (the “Revolving Credit Commitment”). The Credit Agreement also allows the Company to obtain Letters of Credit from the Bank, which if drawn upon by the beneficiary thereof and paid by the Bank, would become Revolving Loans.

The Ninth Amendment extended the Credit Agreement through June 30, 2025. Prior to the Ninth Amendment, the Credit Agreement was scheduled to terminate as of June 30, 2023.

The Ninth Amendment also formally terminated the January 27, 2021 Forbearance Agreement, which had been entered into because the Company had not been in compliance with a requirement to maintain a minimum EBITDA of \$2,500,000 for the three fiscal quarters ended as of December 25, 2020. The Bank also waived the Company’s compliance with the minimum EBITDA requirements under the Credit Agreement and any Event of Default associated with the Company’s noncompliance with the minimum EBITDA requirements.

The Ninth Amendment also replaced LIBOR-based interest rates with different benchmark rates based on the secured overnight financing rate (“SOFR”) or the euro interbank offered rate (the “EURIBO Rate”). Loans under the Credit Agreement are designated either as “SOFR Loans,” which accrue interest at an Adjusted Term SOFR plus an Applicable Margin, or “Eurodollar Loans,” which accrue interest at the EURIBO Rate plus an Applicable Margin. Amounts drawn on a Letter of Credit that are not timely reimbursed to the Bank bear interest at a Base Rate plus an Applicable Margin. The Company also pays a commitment fee on the average daily Unused Revolving Credit Commitment equal to an Applicable Margin.

The Ninth Amendment also reduced the Applicable Margins from the rates that had been in effect during the period of the Forbearance Agreement. During the period covered by the Forbearance Agreement, the Applicable Margins for Revolving Loans, Term Loans, and the Unused Revolving Credit Commitment were 3.25%, 3.875%, and .20%, respectively. Under the Ninth Amendment, the Applicable Margins are between 1.25% and 2.75% for Revolving Loans and Letters of Credit; 1.375% and 2.875% for Term Loans; and .10% and .15% for the Unused Revolving Credit Commitment (each depending on the Company’s Total Funded Debt to EBITDA ratio).

The Ninth Amendment also revised the Company’s financial covenants under the Credit Agreement. The Company’s Total Funded Debt to EBITDA ratio (for which the Bank provided relief during period covered by the Forbearance Agreement) may not exceed 3.50 to 1.00, and the Company’s Fixed Charge Coverage Ratio may not be less than 1.10 to 1.00. The Company’s Tangible Net Worth may not be less than \$100,000,000 plus 50% of positive Net Income for each fiscal year ending on or after June 30, 2023.

Borrowings under the Credit Agreement are secured by substantially all of the Company’s personal property, including accounts receivable, inventory, machinery and equipment, and intellectual property. The Company has also pledged 100% of its equity interests in certain domestic subsidiaries and 65% of its equity interests in certain foreign subsidiaries. The Company also entered into a Collateral Assignment of Rights under Purchase Agreement for its acquisition of Veth Propulsion. To effect these security interests, the Company entered into various amendment and assignment agreements that consent to the assignment of certain agreements previously entered into between the Company and the Bank of Montreal in connection with the 2016 Credit Agreement. The Company also amended and assigned to BMO a Negative Pledge Agreement that it has previously entered into with Bank of Montreal, pursuant to which it agreed not to sell, lease or otherwise encumber real estate that it owns except as permitted by the Credit Agreement and the Negative Pledge Agreement.

Upon the occurrence of an Event of Default, BMO may take the following actions upon written notice to the Company: (1) terminate its remaining obligations under the Credit Agreement; (2) declare all amounts outstanding under the Credit Agreement to be immediately due and payable; and (3) demand the Company to immediately Cash Collateralize L/C Obligations in an amount equal to 105% of the aggregate L/C Obligations or a greater amount if BMO determines a greater amount is necessary. If such Event of Default is due to the Company’s bankruptcy, the Bank may take the three actions listed above without notice to the Company.

On March 3, 2021 the Company submitted its application for forgiveness of the PPP Loan. The application was supported by documentation of qualified expenses and compliance of eligibility with the program. On June 16, 2021 the Company was notified by the SBA that the PPP loan was fully forgiven. The Company recorded the forgiveness as income from extinguishment of loan. This is described further in Note G, Debt, of the notes to the consolidated financial statements.

The Company’s balance sheet remains strong, there are no material off-balance-sheet arrangements, and it continues to have sufficient liquidity for its near-term needs. The Company had approximately \$17.0 million of available borrowings under the Credit Agreement as of June 30, 2022. The Company expects to continue to generate enough cash from operations, as well as its credit facilities, to meet its operating and investing needs. As of June 30, 2022, the Company also had cash of \$12.5 million, primarily at its overseas

operations. These funds, with some restrictions and tax implications, are available for repatriation as deemed necessary by the Company. In fiscal 2023, the Company expects to contribute \$0.6 million to its defined benefit pension plans, the minimum contribution required.

Net working capital increased \$10.0 million, or 8.8%, during fiscal 2022 and the current ratio (calculated as total current assets divided by total current liabilities) increased from 2.4 at June 30, 2021 to 2.5 at June 30, 2022. The increase in net working capital was primarily the result of an increase to inventory (\$9.1 million) resulting from growing demand and supply chain imbalances. Other increases included trade receivables (\$6.0 million - due to increased sales volume in the fourth quarter), lower trade payables (\$2.5 million) and slightly higher other current assets (\$0.8 million). These increases were partially offset by a reduction in the current portion of assets held for sale (\$6.6 million - due primarily to the sale of a Swiss property) and increased accrued expenses (\$5.0 million).

The Company expects capital expenditures to be approximately \$12 million - \$15 million in fiscal 2022. These anticipated expenditures reflect the Company's plans to invest in modern equipment to drive efficiencies, quality improvements and cost reductions.

Management believes that available cash, the credit facility, cash generated from future operations, and potential access to debt markets will be adequate to fund the Company's capital requirements for the foreseeable future.

Contractual Obligations

The Company's significant contractual obligations as of June 30, 2022 are discussed in Note H "Lease Obligations" in the Notes to Consolidated Financial Statements in Part II, Item 8 of this 2022 Annual Report on Form 10-K. There are no material undisclosed guarantees. As of June 30, 2022, the Company had no additional material purchase obligations other than those created in the ordinary course of business related to inventory and property, plant and equipment, which generally have terms of less than 90 days. The Company also has long-term obligations related to its postretirement plans which are discussed in detail in Note M "Pension and Other Postretirement Benefit Plans" in the Notes to Consolidated Financial Statements in Part II, Item 8 of this 2022 Annual Report on Form 10-K. Postretirement medical claims are paid by the Company as they are submitted, and they are anticipated to be \$0.3 million in 2022 based on actuarial estimates; however, these amounts can vary significantly from year to year because the Company is self-insured. In fiscal 2023, the Company expects to contribute \$0.6 million to its defined benefit pension plans, the minimum contribution required.

Other Matters

Critical Accounting Policies and Estimates

The preparation of this Annual Report requires management's judgment to make estimates and assumptions that affect the reported amounts of assets and liabilities, disclosure of contingent assets and liabilities at the dates of the financial statements, and the reported amounts of revenues and expenses during the reporting period. There can be no assurance that actual results will not differ from those estimates.

The Company's significant accounting policies are described in Note A, Significant Accounting Policies, of the notes to the consolidated financial statements. Not all of these significant accounting policies require management to make difficult, subjective, or complex judgments or estimates. However, the policies management considers most critical to understanding and evaluating its reported financial results are the following:

Accounts Receivable

The Company performs ongoing credit evaluations of its customers and adjusts credit limits based on payment history and the customer's credit-worthiness as determined by review of current credit information. The Company continuously monitors collections and payments from its customers and maintains a provision for estimated credit losses based upon its historical experience and any specific customer-collection issues. In addition, senior management reviews the accounts receivable aging on a monthly basis to determine if any receivable balances may be uncollectible. Although the Company's accounts receivable are dispersed among a large customer base, a significant change in the liquidity or financial position of any one of its largest customers could have a material adverse impact on the collectability of its accounts receivable and future operating results.

Inventory

Inventories are valued at the lower of cost or net realizable value. Cost has been determined by the last-in, first-out (LIFO) method for the majority of the inventories located in the United States, and by the first-in, first-out (FIFO) method for all other inventories. Management specifically identifies obsolete products and analyzes historical usage, forecasted production based on future orders, demand forecasts, and economic trends when evaluating the adequacy of the reserve for excess and obsolete inventory. The adjustments to the reserve are estimates that could vary significantly, either favorably or unfavorably, from the actual requirements if future economic conditions, customer demand or competitive conditions differ from expectations.

Assets Held for Sale

Assets that will be recovered principally through sale rather than in its continuing use in operations are reclassified out of property, plant and equipment and into assets held for sale if all of the following criteria are met: (a) management, having the authority to approve the action, commits to a plan to sell the asset(s); (b) the asset is available for immediate sale in its present condition subject only to terms that are usual and customary for sales of such assets; (c) an active program to locate a buyer, and other actions required to complete the plan to sell the asset have been initiated; (d) the sale of the asset is probable and the transfer of the asset is expected to qualify for recognition as a completed sale within a year; (e) the asset is being actively marketed for sale at a price that is reasonable in relation to its current fair value; and (f) actions required to complete the plan indicate that it is unlikely that significant changes to the plan will be made or that plan will be withdrawn.

Assets Held for Sale are carried at fair value less costs to sell, or net book value, whichever is lower. The Company ceases to record depreciation expense at the time of designation as held for sale.

Long-lived Assets

The Company reviews long-lived assets for impairment whenever events or changes in business circumstances indicate that the carrying amount of the assets may not be fully recoverable. For property, plant and equipment and other long-lived assets, including intangible assets, the Company performs undiscounted operating cash flow analyses to determine if an impairment exists. If an impairment is determined to exist, any related impairment loss is calculated based on fair value. Fair value is primarily determined using discounted cash flow analyses; however, other methods may be used to substantiate the discounted cash flow analyses, including third party valuations when necessary.

Warranty

The Company engages in extensive product quality programs and processes, including actively monitoring and evaluating the quality of its suppliers. However, its warranty obligation is affected by product failure rates, the extent of the market affected by the failure and the expense involved in satisfactorily addressing the situation. The warranty reserve is established based on the Company's best estimate of the amounts necessary to settle future and existing claims on products sold as of the balance sheet date. When evaluating the adequacy of the reserve for warranty costs, management takes into consideration the term of the warranty coverage, historical claim rates and costs of repair, knowledge of the type and volume of new products and economic trends. While the Company believes that the warranty reserve is adequate and that the judgment applied is appropriate, such amounts estimated to be due and payable in the future could differ materially from what actually transpires.

Pension and Other Postretirement Benefit Plans

The Company provides a wide range of benefits to employees and retired employees, including pensions and postretirement health care coverage. Plan assets and obligations are recorded annually based on the Company's measurement date utilizing various actuarial assumptions such as discount rates, expected return on plan assets, compensation increases, retirement and mortality tables, and health care cost trend rates as of that date. The approach used to determine the annual assumptions are as follows:

- *Discount Rate* – based on the Willis Towers Watson BOND:Link model at June 30, 2022 as applied to the expected payouts from the pension plans. This yield curve is made up of Corporate Bonds rated AA or better.
- *Expected Return on Plan Assets* – based on the expected long-term average rate of return on assets in the pension funds, which is reflective of the current and projected asset mix of the funds and considers historical returns earned on the funds.
- *Compensation Increase* – reflect the long-term actual experience, the near-term outlook and assumed inflation.
- *Retirement and Mortality Rates* – based upon the Society of Actuaries PRI-2012 base tables for annuitants and non-annuitants, adjusted for generational mortality improvement based on the Society of Actuaries modified MP-2021 projection scale.
- *Health Care Cost Trend Rates* – developed based upon historical cost data, near-term outlook and an assessment of likely long-term trends.

Measurements of net periodic benefit cost are based on the assumptions used for the previous year-end measurements of assets and obligations. The Company reviews its actuarial assumptions on an annual basis and makes modifications to the assumptions when appropriate. The effects of the modifications are recorded currently or amortized over future periods. Based on information provided by its independent actuaries and other relevant sources, the Company believes that the assumptions used are reasonable; however, changes in these assumptions could impact the Company's financial position, results of operations or cash flows.

Income Taxes and Valuation Allowances

Deferred tax assets and liabilities are recognized for the future tax consequences attributable to differences between financial statement carrying amounts of existing assets and liabilities and their respective tax bases and operating loss and tax credit carryforwards. Deferred tax assets and liabilities are measured using enacted tax rates expected to apply to taxable income in the years in which those temporary differences are expected to be recovered or settled. The Company maintains valuation allowances when it is more likely than not that all or a portion of a deferred tax asset will not be realized. In determining whether a valuation allowance is required, the Company considers such factors as prior earnings history, expected future earnings, carry-back and carry-forward periods, and tax strategies that could potentially enhance the likelihood of realization of a deferred tax asset. Based on the above criteria the Company has determined that a full valuation allowance is appropriate as relates to its domestic operations. A full domestic valuation allowance of \$24.4 million has been recognized in fiscal 2022. The recognition of a valuation allowance does not affect the availability of the tax credits as the Company realizes earnings.

Recently Issued Accounting Standards

See Note A, Significant Accounting Policies, of the notes to the consolidated financial statements for a discussion of recently issued accounting standards.

Item 7A. Quantitative and Qualitative Disclosure About Market Risk

The Company is electing not to provide this disclosure due to its status as a Smaller Reporting Company.

Item 8. Financial Statements and Supplementary

See Consolidated Financial Statements and Financial Statement Schedule.

Item 9. Change in and Disagreements with Accountants on Accounting and Financial Disclosure

None.

Item 9A. Controls and Procedures

Conclusion Regarding Disclosure Controls and Procedures

As required by Rules 13a-15(e) and 15d-15(e) of the Securities Exchange Act of 1934, as of the end of the period covered by this report and under the supervision and with the participation of management, including the Chief Executive Officer and the Chief Financial Officer, the Company has evaluated the effectiveness of the design and operation of its disclosure controls and procedures. Based on such evaluation, the Chief Executive Officer and Chief Financial Officer have concluded that such disclosure controls and procedures are effective to provide reasonable assurance that information required to be disclosed by the Company in the reports it files or submits under the Exchange Act is recorded, processed, summarized and reported within the time periods specified in the Securities and Exchange Commission rules and forms, and to provide reasonable assurance that information required to be disclosed by the Company in the reports it files or submits under the Exchange Act is accumulated and communicated to the Company's management, including its principal executive and principal financial officers, as appropriate, to allow timely decisions regarding disclosure.

Management's Report on Internal Control Over Financial Reporting

Management of the Company is responsible for establishing and maintaining adequate internal control over financial reporting. The Company's internal control over financial reporting is designed to provide reasonable assurance regarding the reliability of financial reporting and the preparation of financial statements for external purposes in accordance with generally accepted accounting principles. The Company's internal control over financial reporting includes those policies and procedures that:

1. pertain to the maintenance of records that, in reasonable detail, accurately and fairly reflect the transactions and dispositions of the Company,
2. provide reasonable assurance that transactions are recorded as necessary to permit preparation of financial statements in accordance with generally accepted accounting principles, and that receipts and expenditures of the Company are being made only in accordance with authorizations of management and directors of the Company, and
3. provide reasonable assurance regarding prevention or timely detection of unauthorized acquisition, use or disposition of the Company's assets that could have a material effect on financial statements.

Because of its inherent limitations, internal control over financial reporting may not prevent or detect misstatements. Also, projections of any evaluation of the effectiveness to future periods are subject to the risk that controls may become inadequate because of changes in conditions, or that the degree of compliance with the policies and procedures included in such controls may deteriorate.

The Company conducted an evaluation of the effectiveness of its internal control over financial reporting based upon the framework (2013 edition) in Internal Control – Integrated Framework issued by the Committee of Sponsoring Organizations of the Treadway Commission (COSO). Based upon such evaluation, the Company’s management concluded that its internal control over financial reporting was effective as of June 30, 2022.

RSM US LLP, an independent registered public accounting firm, has audited the Company’s internal control over financial reporting as of June 30, 2022, as stated in their report which appears herein.

Changes in Internal Control Over Financial Reporting

During the fourth quarter of fiscal 2022, there have not been any changes in the Company’s internal control over financial reporting that have materially affected, or are reasonably likely to materially affect, the Company’s internal control over financial reporting.

Item 9B. Other Information

Not applicable.

Item 9C. Disclosure Regarding Foreign Jurisdictions that Prevent Inspections

Not applicable.

PART III

Item 10. Directors, Executive Officers and Corporate Governance

For information with respect to the executive officers of the Registrant, see "Information About Our Executive Officers" at the end of Part I of this report.

For information with respect to the Directors of the Registrant, see "Election of Directors" in the Proxy Statement for the Annual Meeting of Shareholders to be held October 27, 2022, which is incorporated into this report by reference.

For information with respect to the Company’s Code of Ethics, see "Guidelines for Business Conduct and Ethics" in the Proxy Statement for the Annual Meeting of Shareholders to be held October 27, 2022, which is incorporated into this report by reference. The Company’s Code of Ethics, entitled, “Guidelines for Business Conduct and Ethics,” is included on the Company’s website, www.twindisc.com. If the Company makes any substantive amendment to the Code of Ethics, or grants a waiver from a provision of the Code of Ethics for its Chief Executive Officer, Chief Financial Officer or Chief Accounting Officer (or any person performing similar functions), it intends to disclose the nature of such amendment on its website within four business days of the amendment or waiver in lieu of filing a Form 8-K with the SEC.

For information with respect to procedures by which shareholders may recommend nominees to the Company’s Board of Directors, see “Director Committee Functions: Nominating and Governance Committee” in the Proxy Statement for the Annual Meeting of Shareholders to be held October 27, 2022, which is incorporated into this report by reference. There were no changes to these procedures since the Company’s last disclosure relating to these procedures.

For information with respect to the Audit Committee Financial Expert, see “Director Committee Functions: Audit Committee” in the Proxy Statement for the Annual Meeting of Shareholders to be held October 27, 2022, which is incorporated into this report by reference.

For information with respect to the Audit Committee Disclosure, see “Director Committee Functions: Audit Committee” in the Proxy Statement for the Annual Meeting of Shareholders to be held October 27, 2022, which is incorporated into this report by reference.

For information with respect to the Audit Committee Membership, see “Director Committee Functions: Committee Membership” in the Proxy Statement for the Annual Meeting of Shareholders to be held October 27, 2022, which is incorporated into this report by reference.

For information regarding compliance with Section 16(a) of the Securities Exchange Act of 1934, see “Delinquent Section 16(a) Reports” in the Proxy Statement for the Annual Meeting of Shareholders to be held October 27, 2022, which is incorporated into this report by reference.

Item 11. Executive Compensation

The information set forth under the captions "Executive Compensation" and "Director Compensation" in the Proxy Statement for the Annual Meeting of Shareholders to be held on October 27, 2022, is incorporated into this report by reference.

Item 12. Security Ownership of Certain Beneficial Owners and Management and Related Stockholder Matters

For information regarding security ownership of certain beneficial owners and management, see the Proxy Statement for the Annual Meeting of Shareholders to be held on October 27, 2022 under the captions "Principal Shareholders" and "Directors and Executive Officers" and incorporated into this report by reference.

For information regarding securities authorized for issuance under equity compensation plans of the Company, see "Equity Compensation Plan Information" in the Proxy Statement for the Annual Meeting of Shareholders to be held on October 27, 2022, which is incorporated into this report by reference.

There are no arrangements known to the Registrant, the operation of which may at a subsequent date result in a change in control of the Registrant.

Item 13. Certain Relationships and Related Transactions, Director Independence

For information with respect to transactions with related persons and policies for the review, approval or ratification of such transactions, see "Corporate Governance – Review, Approval or Ratification of Transactions with Related Persons" in the Proxy Statement for the Annual Meeting of Shareholders to be held October 27, 2022, which is incorporated into this report by reference.

For information with respect to director independence, see "Corporate Governance – Board Independence" in the Proxy Statement for the Annual Meeting of Shareholders to be held October 27, 2022, which is incorporated into this report by reference.

Item 14. Principal Accounting Fees and Services

The Company incorporates by reference the information contained in the Proxy Statement for the Annual Meeting of Shareholders to be held October 27, 2022 under the headings "Fees to Independent Registered Public Accounting Firm" and "Pre-approval Policies and Procedures."

PART IV

Item 15. Exhibits, Financial Statement Schedules

(a)(1) Consolidated Financial Statements

See Index to Consolidated Financial Statements and Financial Statement Schedule, the Report of Independent Registered Public Accounting Firm and the Consolidated Financial Statements, all of which are incorporated by reference.

(a)(2) Consolidated Financial Statement Schedule

See Index to Consolidated Financial Statements and Financial Statement Schedule, and the Consolidated Financial Statement Schedule, all of which are incorporated by reference.

(a)(3) Exhibits. See Exhibit Index included as the last page of this form, which is incorporated by reference.

**INDEX TO CONSOLIDATED FINANCIAL STATEMENTS AND
FINANCIAL STATEMENT SCHEDULE**

INDEX TO CONSOLIDATED FINANCIAL STATEMENTS	<u>Page</u>
Report of Independent Registered Public Accounting Firm, RSM US LLP, Milwaukee, Wisconsin, PCAOB ID #49	33-35
Consolidated Balance Sheets as of June 30, 2022 and 2021	36
Consolidated Statements of Operations and Comprehensive Loss for the years ended June 30, 2022 and 2021	37
Consolidated Statements of Cash Flows for the years ended June 30, 2022 and 2021	38
Consolidated Statements of Changes in Equity for the years ended June 30, 2022 and 2021	39
Notes to Consolidated Financial Statements	40-70
INDEX TO FINANCIAL STATEMENT SCHEDULE	
Schedule II - Valuation and Qualifying Accounts	71

Schedules, other than those listed, are omitted for the reason that they are inapplicable, are not required, or the information required is shown in the financial statements or the related notes.

Report of Independent Registered Public Accounting Firm

To the Shareholders and the Board of Directors of Twin Disc, Incorporated:

Opinion on the Internal Control Over Financial Reporting

We have audited Twin Disc, Incorporated's (the Company) internal control over financial reporting as of June 30, 2022, based on criteria established in *Internal Control — Integrated Framework* issued by the Committee of Sponsoring Organizations of the Treadway Commission in 2013. In our opinion, the Company maintained, in all material respects, effective internal control over financial reporting as of June 30, 2022, based on criteria established in *Internal Control — Integrated Framework* issued by the Committee of Sponsoring Organizations of the Treadway Commission in 2013.

We have also audited, in accordance with the standards of the Public Company Accounting Oversight Board (United States) (PCAOB), the consolidated financial statements of the Company and our report dated September 8, 2022 expressed an unqualified opinion.

Basis for Opinion

The Company's management is responsible for maintaining effective internal control over financial reporting and for its assessment of the effectiveness of internal control over financial reporting in the accompanying *Management's Report on Internal Control over Financial Reporting* in Item 9A. Our responsibility is to express an opinion on the Company's internal control over financial reporting based on our audit. We are a public accounting firm registered with the PCAOB and are required to be independent with respect to the Company in accordance with U.S. federal securities laws and the applicable rules and regulations of the Securities and Exchange Commission and the PCAOB.

We conducted our audit in accordance with the standards of the PCAOB. Those standards require that we plan and perform the audit to obtain reasonable assurance about whether effective internal control over financial reporting was maintained in all material respects. Our audit included obtaining an understanding of internal control over financial reporting, assessing the risk that a material weakness exists, and testing and evaluating the design and operating effectiveness of internal control based on the assessed risk. Our audit also included performing such other procedures as we considered necessary in the circumstances. We believe that our audit provides a reasonable basis for our opinion.

Definition and Limitations of Internal Control Over Financial Reporting

A company's internal control over financial reporting is a process designed to provide reasonable assurance regarding the reliability of financial reporting and the preparation of financial statements for external purposes in accordance with generally accepted accounting principles. A company's internal control over financial reporting includes those policies and procedures that (1) pertain to the maintenance of records that, in reasonable detail, accurately and fairly reflect the transactions and dispositions of the assets of the company; (2) provide reasonable assurance that transactions are recorded as necessary to permit preparation of financial statements in accordance with generally accepted accounting principles, and that receipts and expenditures of the company are being made only in accordance with authorizations of management and directors of the company; and (3) provide reasonable assurance regarding prevention or timely detection of unauthorized acquisition, use or disposition of the company's assets that could have a material effect on the financial statements.

Because of its inherent limitations, internal control over financial reporting may not prevent or detect misstatements. Also, projections of any evaluation of effectiveness to future periods are subject to the risk that controls may become inadequate because of changes in conditions, or that the degree of compliance with the policies or procedures may deteriorate.

/s/ RSM US LLP

Milwaukee, Wisconsin
September 8, 2022

Report of Independent Registered Public Accounting Firm

To the Shareholders and the Board of Directors of Twin Disc, Incorporated:

Opinion on the Financial Statements

We have audited the accompanying consolidated balance sheets of Twin Disc, Incorporated (the Company) as of June 30, 2022 and 2021, the related consolidated statements of operations and comprehensive loss, changes in equity and cash flows for each of the two years in the period ended June 30, 2022, and the related notes to the consolidated financial statements and schedule (collectively, the financial statements). In our opinion, the financial statements present fairly, in all material respects, the financial position of the Company as of June 30, 2022 and 2021, and the results of its operations and its cash flows for each of the two years in the period ended June 30, 2022, in conformity with accounting principles generally accepted in the United States of America.

We have also audited, in accordance with the standards of the Public Company Accounting Oversight Board (United States (PCAOB)), the Company's internal control over financial reporting as of June 30, 2022, based on criteria established in *Internal Control — Integrated Framework* issued by the Committee of Sponsoring Organizations of the Treadway Commission in 2013, and our report dated September 8, 2022 expressed an unqualified opinion on the effectiveness of the Company's internal control over financial reporting.

Basis for Opinion

These financial statements are the responsibility of the Company's management. Our responsibility is to express an opinion on the Company's financial statements based on our audits. We are a public accounting firm registered with the PCAOB and are required to be independent with respect to the Company in accordance with U.S. federal securities laws and the applicable rules and regulations of the Securities and Exchange Commission and the PCAOB.

We conducted our audits in accordance with the standards of the PCAOB. Those standards require that we plan and perform the audits to obtain reasonable assurance about whether the financial statements are free of material misstatement, whether due to error or fraud. Our audits included performing procedures to assess the risks of material misstatement of the financial statements, whether due to error or fraud, and performing procedures that respond to those risks. Such procedures included examining, on a test basis, evidence regarding the amounts and disclosures in the financial statements. Our audits also included evaluating the accounting principles used and significant estimates made by management, as well as evaluating the overall presentation of the financial statements. We believe that our audits provide a reasonable basis for our opinion.

Critical Audit Matters

The critical audit matters communicated below are matters arising from the current period audit of the financial statements that were communicated or required to be communicated to the audit committee and that: (1) relate to accounts or disclosures that are material to the financial statements and (2) involved our especially challenging, subjective or complex judgments. The communication of critical audit matters does not alter in any way our opinion on the financial statements, taken as a whole, and we are not, by communicating the critical audit matters below, providing separate opinions on the critical audit matters or on the accounts or disclosures to which they relate.

Deferred Tax Asset Valuation Allowance

As described in Note N to the consolidated financial statements the Company's gross deferred tax asset and valuation allowance was approximately \$28,526,000 and \$23,097,000, respectively, as of June 30, 2022. The Company recognizes deferred tax assets and liabilities for the expected future income tax consequences of events that have been recognized in the Company's financial statements. Valuation allowances are provided for deferred tax assets where it is considered more likely than not that the Company will not realize the benefit of such assets. In evaluating the realizability of deferred tax assets in future periods, the available positive and negative evidence, including projected future taxable income exclusive of reversing temporary differences, history of book losses, tax planning strategies, and results of recent operations, are considered.

We identified management's determination of the value of deferred tax assets as a critical audit matter as there is significant judgment required by management to conclude that it is more likely than not that these deferred tax assets will be realized in future periods. In addition, the auditing of these elements involved complex and subjective auditor judgment, including the need to involve personnel with specialized skill and knowledge.

Our audit procedures to evaluate management's determination that sufficient taxable income will not be generated to realize deferred tax assets included the following, among others:

- We evaluated the design and operating effectiveness of internal controls over income taxes, specifically, those controls over the evaluation of the realizability of deferred tax assets.
- We evaluated the reasonableness of management's estimates in regards to the ability to generate future taxable income and utilize the deferred tax assets by evaluating: (i) the forecast of future taxable income, including testing of management's forecasts against the Company's historical performance, and (ii) testing management's assessment of the timing of future reversals of temporary differences.
- We utilized personnel with specialized knowledge and skill in income taxes and accounting for income taxes under ASC 740 to assist in the evaluation of management's assessment of positive and negative evidence and their conclusion that it is more likely than not that the Company will not realize the benefit of its deferred tax assets.

/s/ RSM US LLP

We have served as the Company's auditor since 2017.

Milwaukee, Wisconsin
September 8, 2022

TWIN DISC, INCORPORATED AND SUBSIDIARIES
CONSOLIDATED BALANCE SHEETS

June 30, 2022 and 2021

(In thousands, except share amounts)

	2022	2021
ASSETS		
Current assets:		
Cash	\$ 12,521	\$ 12,340
Trade accounts receivable, net	45,452	39,491
Inventories	127,109	114,967
Assets held for sale	2,968	9,539
Prepaid expenses	7,756	5,704
Other	8,646	9,926
Total current assets	204,452	191,967
Property, plant and equipment, net	41,615	45,463
Right-of-use assets operating leases	12,685	14,736
Intangible assets, net	13,010	17,480
Deferred income taxes	2,178	2,511
Other assets	2,583	3,256
Total assets	\$ 276,523	\$ 275,413
LIABILITIES AND EQUITY		
Current liabilities:		
Current maturities of long-term debt	\$ 2,000	\$ 2,000
Accounts payable	28,536	31,011
Accrued liabilities	50,542	45,549
Total current liabilities	81,078	78,560
Long-term debt	34,543	30,085
Lease obligations	10,575	12,887
Accrued retirement benefits	9,974	11,176
Deferred income taxes	3,802	5,045
Other long-term liabilities	5,363	7,000
Total liabilities	145,335	144,753
Commitments and contingencies (Note O)		
Equity:		
Twin Disc shareholders' equity:		
Preferred shares authorized: 200,000; issued: none; no par value	-	-
Common shares authorized: 30,000,000; issued: 14,632,802; no par value	42,551	40,972
Retained earnings	135,031	126,936
Accumulated other comprehensive loss	(32,086)	(22,615)
Total Twin Disc shareholders' equity	145,496	145,293
Less treasury stock, at cost (960,459 and 984,139 shares, respectively)	14,720	15,083
Total Twin Disc shareholders' equity	130,776	130,210
Noncontrolling interest	412	450
Total equity	131,188	130,660
Total liabilities and equity	\$ 276,523	\$ 275,413

The notes to consolidated financial statements are an integral part of these statements.

TWIN DISC, INCORPORATED AND SUBSIDIARIES
CONSOLIDATED STATEMENTS OF OPERATIONS AND COMPREHENSIVE LOSS

For the years ended June 30, 2022 and 2021
(In thousands, except per share amounts)

	2022	2021
Net sales	\$ 242,913	\$ 218,581
Cost of goods sold	174,101	167,724
Gross profit	68,812	50,857
Marketing, engineering and administrative expenses	60,085	55,750
Restructuring expenses	973	7,377
Other operating income	(3,282)	-
Income (loss) from operations	11,036	(12,270)
Other income (expense):		
Interest expense	(2,128)	(2,358)
Income from extinguishment of loan	-	8,200
Other income (expense), net	1,321	(3,411)
	(807)	2,431
Income (loss) before income taxes and noncontrolling interest	10,229	(9,839)
Income tax expense	1,823	19,680
Net income (loss)	8,406	(29,519)
Less: Net earnings attributable to noncontrolling interest, net of tax	(311)	(200)
Net income (loss) attributable to Twin Disc	\$ 8,095	\$ (29,719)
Income (loss) per share data:		
Basic loss per share attributable to Twin Disc common shareholders	\$ 0.61	\$ (2.24)
Diluted loss per share attributable to Twin Disc common shareholders	\$ 0.60	\$ (2.24)
Weighted average shares outstanding data:		
Basic shares outstanding	13,353	13,247
Dilutive stock awards	29	-
Diluted shares outstanding	13,382	13,247
Comprehensive loss		
Net income (loss)	\$ 8,406	\$ (29,519)
Foreign currency translation adjustment	(11,593)	5,639
Benefit plan adjustments, net of income taxes of \$7 and \$3,791, respectively	(263)	12,113
Unrealized gain on hedges, net of income taxes of \$0 and 235, respectively	2,250	760
Comprehensive loss	(1,200)	(11,007)
Less: Comprehensive income (loss) attributable to noncontrolling interest	176	(101)
Comprehensive loss attributable to Twin Disc	\$ (1,024)	\$ (11,108)

The notes to consolidated financial statements are an integral part of these statements.

TWIN DISC, INCORPORATED AND SUBSIDIARIES
CONSOLIDATED STATEMENTS OF CASH FLOWS

For the years ended June 30, 2022 and 2021
(In thousands)

	2022	2021
Cash flows from operating activities:		
Net income (loss)	\$ 8,406	\$ (29,519)
Adjustments to reconcile net income (loss) to net cash (used) provided by operating activities:		
Depreciation and amortization	9,547	11,243
Gain on sale of assets	(3,126)	-
Income from extinguishment of loan	-	(8,200)
Restructuring of operations	(1,328)	6,619
Stock compensation expense	2,428	2,154
Provision for deferred income taxes	(849)	17,655
Other, net	201	798
Changes in operating assets and liabilities		
Trade accounts receivable	(8,405)	(7,810)
Inventories	(18,552)	9,063
Other assets	(3,081)	(5,007)
Accounts payable	(638)	4,606
Accrued liabilities	8,581	7,058
Accrued retirement benefits	(1,497)	(2,132)
	<u>(8,312)</u>	<u>6,528</u>
Net cash (used) provided by operating activities		
Cash flows from investing activities:		
Capital expenditures	(4,729)	(4,464)
Proceeds on note receivable	500	1,500
Proceeds from sale of plant assets	9,455	102
Proceeds from life insurance policy	-	253
Other, net	675	(133)
	<u>5,901</u>	<u>(2,742)</u>
Net cash provided (used) by investing activities		
Cash flows from financing activities:		
Borrowings under revolving loan agreement	104,473	76,335
Repayments under revolving loan agreement	(95,704)	(78,370)
Repayments of long-term borrowings	(3,081)	(1,091)
Payments of finance lease obligations	(933)	(747)
Payments of withholding taxes on stock compensation	(487)	(224)
Dividends paid to noncontrolling interest	(214)	(220)
	<u>4,054</u>	<u>(4,317)</u>
Net cash provided (used) by financing activities		
Effect of exchange rate changes on cash	(1,462)	2,183
Net change in cash	181	1,652
Cash:		
Beginning of year	<u>12,340</u>	<u>10,688</u>
End of year	<u>\$ 12,521</u>	<u>\$ 12,340</u>
Supplemental cash flow information:		
Cash paid during the year for:		
Interest	\$ 2,254	\$ 2,366
Income taxes	3,190	3,257

The notes to consolidated financial statements are an integral part of these statements.

TWIN DISC, INCORPORATED AND SUBSIDIARIES
CONSOLIDATED STATEMENTS OF CHANGES IN EQUITY

For the years ended June 30, 2022 and 2021

(In thousands)

	Twin Disc, Inc. Shareholders' Equity					
	Common Stock	Retained Earnings	Accumulated Other Comprehensive Income (Loss)	Treasury Stock	Non- Controlling Interest	Total Equity
Balance at June 30, 2020	\$ 42,756	\$ 156,655	\$ (41,226)	\$ (18,796)	\$ 569	\$ 139,958
Net (loss) income		(29,719)			200	(29,519)
Translation adjustments			5,738		(99)	5,639
Benefit plan adjustments, net of tax			12,113			12,113
Unrealized loss on hedges, net of tax			760			760
Cash dividends					(220)	(220)
Compensation expense	2,154					2,154
Shares (acquired) issued, net	(3,938)			3,713		(225)
Balance at June 30, 2021	40,972	126,936	(22,615)	(15,083)	450	130,660
Net income		8,095			311	8,406
Translation adjustments			(11,458)		(135)	(11,593)
Benefit plan adjustments, net of tax			(263)			(263)
Unrealized loss on hedges, net of tax			2,250			2,250
Cash dividends					(214)	(214)
Compensation expense	2,428					2,428
Shares (acquired) issued, net	(849)			363		(486)
Balance at June 30, 2022	\$ 42,551	\$ 135,031	\$ (32,086)	\$ (14,720)	\$ 412	\$ 131,188

The notes to consolidated financial statements are an integral part of these statements.

TWIN DISC, INCORPORATED AND SUBSIDIARIES
NOTES TO CONSOLIDATED FINANCIAL STATEMENTS
(AMOUNTS IN THOUSANDS, EXCEPT SHARE AMOUNTS AND PER SHARE DATA)

A. SIGNIFICANT ACCOUNTING POLICIES

COVID-19

Throughout this report, references made to “COVID-19” pertain to the global pandemic declared by the World Health Organization (“WHO”) in March 2020. This pandemic caused shelter-in-place policies, unexpected factory closures, supply chain disruptions, and market volatilities across the globe. These drastic actions resulted in an unprecedented global recession, causing substantial declines in countries’ gross domestic output around the world.

The full impact of the COVID-19 outbreak continues to evolve as of the date of this report. The depth and duration of the pandemic remains unknown. Despite the availability of vaccines, recent surges in the infection rate and the detection of new variants of the virus have reinforced the general consensus that the containment of COVID-19 remains a challenge. Management is actively monitoring the global situation and its effect on its financial condition, liquidity, operations, suppliers, industry, and workforce.

Significant Accounting Policies

The following is a summary of the significant accounting policies followed in the preparation of these financial statements:

Consolidation Principles--The consolidated financial statements include the accounts of Twin Disc, Incorporated and its wholly-owned domestic and foreign subsidiaries. In fiscal 2021, certain subsidiaries changed their reporting periods to conform to the Company’s fiscal year end. The impact of aligning to the corporate reporting period is not material to the consolidated results. All significant intercompany transactions have been eliminated.

Management Estimates--The preparation of financial statements in conformity with generally accepted accounting principles requires management to make estimates and assumptions that affect the reported amounts of assets and liabilities and disclosure of contingent liabilities at the dates of the financial statements and the reported amounts of revenues and expenses during the reporting periods. Actual amounts could differ from those estimates.

Translation of Foreign Currencies--The financial statements of the Company’s non-U.S. subsidiaries are translated using the current exchange rate for assets and liabilities and the weighted-average exchange rate for the year for revenues and expenses. The resulting translation adjustments are recorded as a component of accumulated other comprehensive loss, which is included in equity. Gains and losses from foreign currency transactions are included in earnings. Included in other (expense) income are foreign currency transaction gain (losses) of \$714 and (\$2,108) in fiscal 2022 and 2021, respectively.

Cash--The Company considers all highly liquid investments with original maturities of three months or less to be cash equivalent. Under the Company’s cash management system, cash balances at certain banks are funded when checks are presented for payment. To the extent that checks issued, but not yet presented for payment, exceed the balance on hand at the specific bank against which they were written, the amount of those un-presented checks is included in accounts payable.

Accounts Receivable--These represent trade accounts receivable and are stated net of an allowance for doubtful accounts of \$1,741 and \$1,870 at June 30, 2022 and 2021, respectively. The Company records an allowance for doubtful accounts for certain customers where a risk of default has been specifically identified as well as provisions determined on a general basis when it is believed that some default is probable and estimable. The assessment of likelihood of customer default is based on a variety of factors, including the length of time the receivables are past due, the historical collection experience and existing economic conditions. Various factors may adversely impact its customer’s ability to access sufficient liquidity and capital to fund their operations and render the Company’s estimation of customer defaults inherently uncertain. While the Company believes current allowances for doubtful accounts are adequate, it is possible that these factors may cause higher levels of customer defaults and bad debt expense in future periods.

Fair Value of Financial Instruments--The carrying amount reported in the consolidated balance sheets for cash, trade accounts receivable and accounts payable approximate fair value because of the immediate short-term maturity of these financial instruments. If measured at fair value, cash would be classified as Level 1 and all other items listed above would be classified as Level 2 in the fair value hierarchy, as defined in Note M, Pension and Other Postretirement Benefit Plans. The Company’s borrowings under the revolving loan agreement, which is classified as long-term debt and consists of loans that are routinely borrowed and repaid throughout the year, approximate fair value at June 30, 2022. The Company’s term loan borrowing, which is SOFR-based, approximates fair value at June 30, 2022. If measured at fair value in the financial statements, long-term debt (including any current portion) would be classified as Level 2 in the fair value hierarchy.

Derivative Financial Instruments--The Company has written policies and procedures that place all financial instruments under the direction of the Company's corporate treasury department and restrict all derivative transactions to those intended for hedging purposes. The use of financial instruments for trading purposes is prohibited. The Company uses derivative financial instruments to manage certain financial risks. The Company enters into forward contracts to reduce the earnings and cash flow impact of non-functional currency denominated receivables and payables. The Company uses interest rate swap contracts to reduce the exposure to variability in interest rates on floating debt borrowings. The Company designates certain financial instruments as cash flow hedges for accounting purposes. The Company designates certain financial instruments as net investment hedges to reduce the exposure in its foreign currency denominated net investments in wholly-owned subsidiaries. See Note R, Derivative Financial Instruments, for additional information.

Inventories--Inventories are valued at the lower of cost or net realizable value. Cost has been determined by the last-in, first-out (LIFO) method for the majority of inventories located in the United States, and by the first-in, first-out (FIFO) method for all other inventories. Management specifically identifies obsolete products and analyzes historical usage, forecasted production based on future orders, demand forecasts, and economic trends, among others, when evaluating the adequacy of the reserve for excess and obsolete inventory.

Assets Held for Sale--Assets that will be recovered principally through sale rather than in its continuing use in operations are reclassified out of property, plant and equipment and into assets held for sale if all of the following criteria are met: (a) management, having the authority to approve the action, commits to a plan to sell the asset(s); (b) the asset is available for immediate sale in its present condition subject only to terms that are usual and customary for sales of such assets; (c) an active program to locate a buyer, and other actions required to complete the plan to sell the asset have been initiated; (d) the sale of the asset is probable and the transfer of the asset is expected to qualify for recognition as a completed sale within a year; (e) the asset is being actively marketed for sale at a price that is reasonable in relation to its current fair value; and (f) actions required to complete the plan indicate that it is unlikely that significant changes to the plan will be made or that plan will be withdrawn.

Assets Held for Sale are carried at fair value less costs to sell, or net book value, whichever is lower. The Company ceases to record depreciation expense at the time of designation as held for sale. During fiscal 2021, the Company classified certain properties as held for sale and recorded impairment charges of \$4,267. During fiscal 2022, the Company sold certain assets held for sale and record a net gain of \$2,939. See Note P, Restructuring of Operations and Income from Extinguishment of Loan, for additional information.

Property, Plant and Equipment and Depreciation--Assets are stated at cost. Expenditures for maintenance, repairs and minor renewals are charged against earnings as incurred. Expenditures for major renewals and betterments are capitalized and depreciated. Depreciation is provided on the straight-line method over the estimated useful lives of the assets. The lives assigned to buildings and related improvements range from 10 to 40 years, and the lives assigned to machinery and equipment range from 5 to 15 years. Upon disposal of property, plant and equipment, the cost of the asset and the related accumulated depreciation are removed from the accounts and the resulting gain or loss is reflected in earnings. Fully depreciated assets are not removed from the accounts until physically disposed.

Right of Use Lease Assets--In accordance with ASC 842, the Company's leases, with lease periods longer than twelve months, are recorded on the consolidated balance sheets. These leases primarily consist of office and warehouse facilities, as well as production and office equipment.

The Company determines if an arrangement is a lease at contract inception. The lease term begins upon lease commencement, which is when the Company takes possession of the asset, and may include options to extend or terminate the lease when it is reasonably certain that such options will be exercised. As its lease agreements typically do not provide an implicit rate, the Company primarily uses an incremental borrowing rate based upon the information available at lease commencement. In determining the incremental borrowing rate, the Company considers its current borrowing rate, the lease period, and the economic environments where the lease activity is concentrated.

Impairment of Long-lived Assets--The Company reviews long-lived assets for impairment whenever events or changes in business circumstances indicate that the carrying amount of the assets may not be fully recoverable. For property, plant and equipment and other long-lived assets, including intangible assets, the Company performs undiscounted operating cash flow analyses to determine if an impairment exists. If an impairment is determined to exist, any related impairment loss is calculated based on fair value. Fair value is primarily determined using discounted cash flow analyses; however, other methods may be used to determine the fair value, including third party valuations when necessary.

Intangible Assets-- Intangible assets primarily consist of customer relationships, technology and know-how, and tradenames, all of which are definite-lived. They were initially valued at fair value at acquisition, and are amortized over their respective useful lives on the basis of straight line or accelerated, as appropriate.

Income Taxes--The Company recognizes deferred tax assets and liabilities for the expected future income tax consequences of events that have been recognized in the Company's financial statements. Under this method, deferred tax assets and liabilities are determined based on the temporary differences between the financial statement carrying amounts and the tax bases of assets and liabilities using enacted tax rates in effect in the years in which temporary differences are expected to reverse. Valuation allowances are provided for deferred tax assets where it is considered more likely than not that the Company will not realize the benefit of such assets. The Company evaluates its uncertain tax positions as new information becomes available. Tax benefits are recognized to the extent a position is more likely than not to be sustained upon examination by the taxing authority.

Revenue Recognition--Revenue from contracts with customers is recognized using a five-step model consisting of the following:

1. **identify the contract with a customer**; The Company's customers consist of distributors and direct end-users. With regard to distributors, the Company generally has written distribution agreements which describe the terms of the distribution arrangement, such as the product range, the sales territory, product pricing, sales support, payment and returns policy, etc. Customer contracts are generally in the form of acknowledged purchase orders. Services to be rendered, as part of the delivery of those products, are also generally specified. Such services include installation reviews and technical commissioning.
2. **identify the performance obligations in the contract**; The Company's performance obligations primarily consist of product delivery and certain service obligations such as technical commissioning, repair services, installation reviews, and shift development.
3. **determine the transaction price**; The Company considers the invoice as the transaction price.
4. **allocate the transaction price to the performance obligations in the contract**; The Company determined that the most relevant allocation method for its service obligations is to apply the expected cost plus appropriate margin. This is the Company's practice of billing for repairs, overhaul, and other product service related time incurred by its technicians.
5. **recognize revenue**; Revenue is recognized as each performance obligation is satisfied which is typically when the Company transfers control of a good or service to a customer, which can occur over time or at a point in time. For technical commissioning, repairs, installation review, and shift development services, revenue is recognized upon completion of the service. The amount of revenue recognized is based on the consideration to which the Company expects to be entitled in exchange for those goods or services, including the expected value of variable consideration. The customer's ability and intent to pay the transaction price is assessed in determining whether a contract exists with the customer. If collectability of substantially all of the consideration in a contract is not probable, consideration received is not recognized as revenue unless the consideration is nonrefundable and the Company no longer has an obligation to transfer additional goods or services to the customer or collectability becomes probable.

Goods sold to third party distributors are subject to an annual return policy, for which a provision is made at the time of shipment based upon historical experience. Goods sold under bill and hold arrangements are recorded as revenue when control has been transferred to the customer and when the reason for the arrangement is substantive, when the product is identified as the customer's asset, when the product is ready for delivery to the customer, and when the Company cannot use the product or redirect the product to another customer.

Shipping and Handling Fees and Costs--The Company records revenue from shipping and handling costs in net sales. The cost associated with shipping and handling of products is reflected in cost of goods sold.

Recently Adopted Accounting Standards

- a. In August 2018, the Financial Accounting Standards Board ("FASB") issued updated guidance (ASU 2018-13) as part of the disclosure framework project, which focuses on improving the effectiveness of disclosures in the notes to the financial statements. The amendments in this update modify the disclosure requirements on fair value measurements in ASC 820, *Fair Value Measurement*. The Company adopted this guidance effective July 1, 2021. The adoption of this guidance did not have a material impact on the Company's financial statements and disclosures.
- b. In August 2018, the FASB issued updated guidance (ASU 2018-14) intended to modify the disclosure requirements for employers that sponsor defined benefit pension or postretirement plans. The Company adopted this guidance effective July 1, 2021. The adoption of this guidance did not have a material impact on the Company's financial statements and disclosures.

New Accounting Releases

- a. In June 2016, the FASB issued updated guidance (ASU 2016-13) and also issued subsequent amendments to the initial guidance under ASU 2018-19, ASU 2019-04, ASU 2019-05 and ASU 2019-10 (collectively ASC 326). ASC 326 requires the measurement and recognition of expected credit losses for financial assets held at amortized cost. This replaces the existing incurred loss model with an expected loss model and requires the use of forward-looking information to calculate credit loss estimates. The amendments in this guidance are effective for filers, excluding smaller reporting companies, for fiscal years beginning after December 15, 2019, and for smaller reporting companies for fiscal years beginning after December 15, 2022 (the Company's fiscal 2024), with early adoption permitted for certain amendments. ASC 326 must be adopted by applying a cumulative effect adjustment to retained earnings. The Company is currently evaluating the potential impact of this guidance on the Company's disclosures.
- b. In December 2019, the FASB issued guidance (ASU 2019-12) intended to simplify the accounting for income taxes. The amendments in this guidance are effective for fiscal years, and interim periods within those fiscal years, beginning after December 15, 2021 (the Company's fiscal 2022), with early adoption permitted. The Company is currently evaluating the potential impact of this guidance on the Company's disclosures.
- c. In March 2021 and January 2022, the FASB issued guidance (ASU 2021-04 and ASU 2022-01, respectively), intended to provide optional expedients and exceptions for applying generally accepted accounting principles to contracts, hedging relationships, and other transactions affected by the discontinuation of the London Interbank Offered Rate ("LIBOR") or by another reference rate expected to be discontinued. The amendments in this guidance are effective beginning on March 12, 2021, and the Company may elect to apply the amendments prospectively through December 31, 2022. The Company is working with its lender and currently evaluating the potential impact of this guidance on the Company's financial statements and disclosures.

Special Note Regarding Smaller Reporting Company Status

Under SEC Release 33-10513; 34-83550, Amendments to Smaller Reporting Company Definition, the Company qualifies as a smaller reporting company based on its public float as of the last business day of the second quarter of fiscal 2022. Accordingly, it has scaled some of its disclosures of financial and non-financial information in this annual report. The Company will continue to determine whether to provide additional scaled disclosures of financial or non-financial information in future quarterly reports, annual reports and/or proxy statements if it remains a smaller reporting company under SEC rules.

B. INVENTORIES

The major classes of inventories at June 30 were as follows:

	<u>2022</u>	<u>2021</u>
Finished parts	\$ 65,789	\$ 59,761
Work in process	19,801	17,908
Raw materials	41,519	37,298
	<u>\$ 127,109</u>	<u>\$ 114,967</u>

Inventories stated on a LIFO basis represent approximately 44% and 45% of total inventories at June 30, 2022 and 2021, respectively. The approximate current cost of the LIFO inventories exceeded the LIFO cost by \$27,797 and \$25,969 at June 30, 2022 and 2021, respectively. Inventories were reduced during 2021, resulting in a liquidation of a LIFO inventory layer that was carried at a lower cost prevailing from a prior year, as compared with current costs in the current year (“LIFO decrement”). A LIFO decrement results in the erosion of layers created in earlier years, and, therefore, a LIFO layer is not created for years that have decrements. There was no LIFO decrement for the year ended June 30, 2022. For the year ended June 30, 2021, the effect of this LIFO decrement decreased cost of goods sold by \$1,105.

The Company had reserves for inventory obsolescence of \$11,557 and \$10,279 at June 30, 2022 and 2021, respectively.

C. PROPERTY, PLANT AND EQUIPMENT

Property, plant and equipment at June 30 were as follows:

	<u>2022</u>	<u>2021</u>
Land	\$ 2,163	\$ 3,858
Buildings	31,935	30,317
Machinery and equipment	146,054	150,872
	180,152	185,047
Less: accumulated depreciation	(138,537)	(139,584)
	<u>\$ 41,615</u>	<u>\$ 45,463</u>

Included in the above amounts are finance lease right-of-use assets of \$4,805 and \$5,244 for the years ended June 30, 2022 and 2021, respectively.

Depreciation expense for the years ended June 30, 2022 and 2021 was \$6,374 and \$7,853, respectively.

D. INTANGIBLE ASSETS

At June 30, the following acquired intangible assets have definite useful lives and are subject to amortization:

	Gross Carrying Amount	Accumulated Amortization / Impairment	Net Book Value	Customer Relationships	Technology Know-how	Trade Name	Other
Balance at June 30, 2020	\$ 39,245	\$ (20,272)	\$ 18,973	\$ 11,554	\$ 5,784	\$ 1,388	\$ 247
Addition	833	-	833	-	-	-	833
Amortization	-	(3,390)	(3,390)	(1,880)	(1,226)	(184)	(100)
Translation adjustment	1,064	-	1,064	647	325	78	14
Balance at June 30, 2021	41,142	(23,662)	17,480	10,321	4,883	1,282	994
Addition	421	-	421	-	-	-	421
Amortization	-	(3,173)	(3,173)	(1,605)	(1,163)	(174)	(231)
Translation adjustment	(1,718)	-	(1,718)	(1,080)	(482)	(136)	(20)
Balance at June 30, 2022	\$ 39,845	\$ (26,835)	\$ 13,010	\$ 7,636	\$ 3,238	\$ 972	\$ 1,164

Other intangibles consist mainly of computer software. Amortization is recorded on the basis of straight-line or accelerated, as appropriate, over the estimated useful lives of the assets.

The weighted average remaining useful life of the intangible assets included in the table above is approximately 7 years.

Intangible amortization expense for the years ended June 30, 2022 and 2021 was \$3,173 and \$3,390, respectively. Estimated intangible amortization expense for each of the next five fiscal years is as follows:

Fiscal Year	
2023	2,880
2024	2,741
2025	2,590
2026	1,354
2027	1,235
Thereafter	2,210

The changes in the carrying amount of goodwill (impairment charges) are summarized as follows:

	Net Book Value Rollforward			Net Book Value By Reporting Unit	
	Gross Carrying Amount	Accumulated Impairment	Net Book Value	European Propulsion	European Industrial
Balance at June 30, 2020	\$ 39,202	\$ (39,202)	\$ -	\$ -	\$ -
Translation adjustment	-	-	-	-	-
Balance at June 30, 2021	39,202	(39,202)	-	-	-
Translation adjustment	-	-	-	-	-
Balance at June 30, 2022	\$ 39,202	\$ (39,202)	\$ -	\$ -	\$ -

E. ACCRUED LIABILITIES

Accrued liabilities at June 30 were as follows:

	<u>2022</u>	<u>2021</u>
Customer deposits	\$ 17,151	\$ 13,124
Salaries and wages	11,272	10,022
Warranty	2,724	3,448
Distributor rebates	2,627	3,190
Retirement benefits	1,738	1,769
Other	15,030	13,996
	<u>\$ 50,542</u>	<u>\$ 45,549</u>

F. WARRANTY

The Company warrants all assembled products, parts (except component products or parts on which written warranties are issued by the respective manufacturers thereof and are furnished to the original customer, as to which the Company makes no warranty and assumes no liability) and service against defective materials or workmanship. Such warranty generally extends from periods ranging from 12 months to 24 months. The Company engages in extensive product quality programs and processes, including actively monitoring and evaluating the quality of its suppliers. However, its warranty obligation is affected by product failure rates, the number of units affected by the failure and the expense involved in satisfactorily addressing the situation. The warranty reserve is established based on the Company's best estimate of the amounts necessary to settle future and existing claims on products sold as of the balance sheet date. When evaluating the adequacy of the reserve for warranty costs, management takes into consideration the term of the warranty coverage, historical claim rates and costs of repair, knowledge of the type and volume of new products and economic trends. While the Company believes that the warranty reserve is adequate and that the judgment applied is appropriate, such amounts estimated to be due and payable in the future could differ materially from what actually transpires. The following is a listing of the activity in the warranty reserve during the years ended June 30:

	<u>2022</u>	<u>2021</u>
Reserve balance, July 1	\$ 4,369	\$ 4,460
Current period expense and adjustments	1,570	3,590
Payments or credits to customers	(2,501)	(3,742)
Translation adjustment	(109)	61
Reserve balance, June 30	<u>\$ 3,329</u>	<u>\$ 4,369</u>

The current portion of the warranty accrual (\$2,724 and \$3,448 for fiscal 2022 and 2021, respectively) is reflected in accrued liabilities, while the long-term portion (\$605 and \$921 for fiscal 2022 and 2021, respectively) is included in other long-term liabilities on the consolidated balance sheets.

G. DEBT

Long-term debt consisted of the following at June 30:

	<u>2022</u>	<u>2021</u>
Credit Agreement Debt		
Revolving loans (expire June 2025)	\$ 22,968	\$ 15,415
Term loan (due March 2026)	13,500	16,500
Other	75	170
Subtotal	<u>36,543</u>	<u>32,085</u>
Less: current maturities	<u>(2,000)</u>	<u>(2,000)</u>
Total long-term debt	<u>\$ 34,543</u>	<u>\$ 30,085</u>

Credit Agreement Debt:

On June 29, 2018, the Company entered into a Credit Agreement (the “Credit Agreement”) with BMO Harris Bank N.A. (“BMO”) that provided for the assignment and assumption of the previously existing loans between the Company and Bank of Montreal (the “2016 Credit Agreement”) and subsequent amendments into a term loan (the “Term Loan”) and revolving credit loans (each a “Revolving Loan” and, collectively, the “Revolving Loans,” and, together with the Term Loan, the “Loans”). Pursuant to the Credit Agreement, BMO agreed to make the Term Loan to the Company in a principal amount not to exceed \$35.0 million and the Company may, from time to time prior to the maturity date, enter into Revolving Loans in amounts not to exceed, in the aggregate, \$50.0 million (the “Revolving Credit Commitment”). The Credit Agreement also allows the Company to obtain Letters of Credit from BMO, which if drawn upon by the beneficiary thereof and paid by BMO, would become Revolving Loans. Under the Credit Agreement, the Company may not pay cash dividends on its common stock in excess of \$3.0 million in any fiscal year.

On March 4, 2019, the Company entered into a second amendment (the “Second Amendment”) to the Credit Agreement. The Second Amendment reduced the principal amount of the term loan commitment under the Credit Agreement from \$35.0 million to \$20.0 million. In connection with the Second Amendment, the Company issued an amended and restated term note in the amount of \$20.0 million to the Bank, which amended the original \$35.0 million note provided under the Credit Agreement.

Prior to entering into the Second Amendment, the outstanding principal amount of the term loan (the “Term Loan”) under the Credit Agreement was \$10.8 million. On the date of the Second Amendment, the Bank made an additional advance on the Term Loan to the Company in the amount of \$9.2 million. The Second Amendment also extended the maturity date of the Term Loan from January 2, 2020 to March 4, 2026, and added a requirement that the Company make principal installments of \$0.5 million per quarter starting with the quarter ending June 30, 2019.

The Second Amendment also reduced the applicable margin for purposes of determining the interest rate applicable to the Term Loan. Previously, the applicable margin was 3.00%, which was added to the Monthly Reset LIBOR Rate or the Adjusted LIBOR, as applicable. Under the Second Amendment, the applicable margin was between 1.375% and 2.375%, depending on the Company’s total funded debt to EBITDA ratio.

The Second Amendment also adjusted certain financial covenants made by the Company under the Credit Agreement. Specifically, the Company covenanted (i) not to allow its total funded debt to EBITDA ratio to be greater than 3.00 to 1.00 (the cap had previously been 3.50 to 1.00 for quarters ending on or before September 30, 2019 and 3.25 to 1.00 for quarters ending on or about December 31, 2019 through September 30, 2020), and (ii) that its tangible net worth will not be less than \$100.0 million plus 50% of net income for each fiscal year ending on and after June 30, 2019 for which net income is a positive number (the \$100.0 million figure had previously been \$70.0 million).

On January 28, 2020, the Company entered into a third amendment (the “Third Amendment”) to the Credit Agreement. The Third Amendment restated the financial covenant provisions related to the maximum allowable ratio of total funded debt to EBITDA from 3.00 to 1.00 to 4.00 to 1.00 for the quarter ended December 27, 2019, 5.00 to 1.00 for the quarter ending March 27, 2020, 4.00 to 1.00 for the quarter ending June 30, 2020, 3.50 to 1.00 for the quarter ending September 25, 2020, and 3.00 to 1.00 for quarters ending on or after December 25, 2020. For purposes of determining EBITDA, the Third Amendment added back extraordinary expenses (not to exceed \$3.9 million) related to the previously reported isolated product performance issue on one of the Company’s oil and gas transmission models at certain installations. Under the Third Amendment, the applicable margin for revolving loans, letters of credit, and term loans was between 1.25% and 3.375%, depending on the Company’s total funded debt to EBITDA ratio.

On July 22, 2020, the Company entered into a fifth amendment (the “Fifth Amendment”) to the Credit Agreement that amends the Credit Agreement dated as of June 29, 2018, as amended, between the Company and BMO. The Fifth Amendment reduced BMO’s Revolving Credit Commitment from \$50.0 million to \$45.0 million. The Fifth Amendment also gives the Company the option to make interest-only payments on the Term Loan for quarterly payments occurring on September 30, 2020 and December 31, 2020, and limits the Company’s Capital Expenditures for the fiscal year ending June 30, 2021 to \$10.0 million.

The Fifth Amendment provides the Company with relief from its Total Funded Debt to EBITDA ratio financial covenant under the Credit Agreement through (and including) the earlier of June 30, 2021 or a date selected by the Company. During the financial covenant relief period:

- The “Applicable Margin” to be applied to Revolving Loans, the Term Loan, and the Commitment/Facility Fee will be increased to 3.25%, 3.875%, and 0.20%, respectively.
- The Company may not make certain restricted payments (specifically, cash dividends, distributions, purchases, redemptions or other acquisitions of or with respect to shares of its common stock or other common equity interests).
- The Company must maintain liquidity (as defined in the Fifth Amendment) of at least \$15.0 million.
- The Company must maintain minimum EBITDA of at least (1) \$1.0 million for the fiscal quarter ending June 30, 2020 and the two fiscal quarters ending on or about September 30, 2020; (2) \$2.5 million for the three fiscal quarters ending on or about December 31, 2020; (3) \$6.0 million for the four fiscal quarters ending on or about March 31, 2021; and (4) \$10.0 million for the four fiscal quarters ending June 30, 2021.

For purposes of the minimum EBITDA covenant and the Total Funded Debt to EBITDA ratio, the Fifth Amendment clarified that EBITDA shall exclude any gain that is realized on the forgiveness of the Small Business Administration Paycheck Protection Program loan that the Company previously received.

The Fifth Amendment also changed the definition of “LIBOR” (used in calculating interest on Eurodollar Loans), “Monthly Reset LIBOR Rate” (used in calculating interest on LIBOR Loans), and “LIBOR Quoted Rate” (used in the definition of “Base Rate,” which is used in calculating interest on Letters of Credit that are drawn upon and not timely reimbursed).

The Company also entered into a Deposit Account Control Agreement with the Bank, reflecting the Bank’s security interest in deposit accounts the Company maintains with the Bank. Under the Fifth Amendment, the Bank may not provide a notice of exclusive control of a deposit account (thereby obtaining exclusive control of the account) prior to the occurrence or existence of a Default or an Event of Default under the Credit Agreement or otherwise upon the occurrence or existence of an event or condition that would, but for the passage of time or the giving of notice, constitute a Default or an Event of Default under the Credit Agreement.

On January 27, 2021, the Company entered into a Forbearance Agreement and Amendment No. 6 to the Credit Agreement (the “Forbearance Agreement”) that further amended the Credit Agreement.

The Company entered into the Forbearance Agreement because the Company was not in compliance with its financial covenant to maintain a minimum EBITDA of at least \$2.5 million for the three fiscal quarters ended as of December 25, 2020. In the Forbearance Agreement, the Bank has agreed to forbear from exercising its rights and remedies against the Company under the Credit Agreement with respect to the Company’s noncompliance with the minimum EBITDA covenant during the period (the “Forbearance Period”) commencing January 27, 2021 and ending on the earlier of (i) September 30, 2021, and (ii) the date on which a default under the Forbearance Agreement or Credit Agreement occurs. During the Forbearance Period, the Bank may continue to honor requests of the Company for draws on the revolving note provided by the Bank under the Credit Agreement, except that the revolving credit commitment is reduced from \$45.0 million to \$42.5 million during the Forbearance Period.

The Forbearance Agreement also added to the Company’s financial reporting requirements under the Credit Agreement by requiring the Company to provide the Bank with monthly forecasts of the Company’s financial statements, and monthly reports on the Company’s six-month backlog.

On September 30, 2021, the Company entered into a First Amended and Restated Forbearance Agreement and Amendment No. 7 to Credit Agreement (the “Amended and Restated Forbearance Agreement”) that amends the Credit Agreement dated as of June 29, 2018, as amended between the Company and the Bank.

The Amended and Restated Forbearance Agreement extended the Forbearance Period through February 28, 2022, or if earlier, through the date on which a default under the Amended and Restated Forbearance Agreement or Credit Agreement occurs. During the extended Forbearance Period, the Bank will continue to forbear from exercising its rights and remedies against the Company under the Credit Agreement with respect to the Company's noncompliance with its minimum EBITDA covenants. The Amended and Restated Forbearance Agreement also made certain adjustments to the Credit Agreement, including:

- Permitting the Company to sell its manufacturing facility in Novazzano, Switzerland for a gross sales price of approximately \$10 million, resulting in Net Cash Proceeds of approximately \$8.7 million (the "Rolla Disposition").
- Requiring the Company to promptly repatriate approximately \$7 million of the Net Cash Proceeds from the Rolla Disposition (the "Rolla Repatriation"), and to apply \$1 million of such Net Cash Proceeds to the Term Loan and the remainder to the revolving Loans under the Credit Agreement.
- Upon completion of the Rolla Repatriation: (1) reducing the portion of the Borrowing Base that is based on Eligible Inventory from the lesser of \$35 million or 50% of the value of Eligible Inventory to the lesser of \$30 million or 50% of the value of Eligible Inventory; and (2) reducing the Revolving Credit Commitment from a maximum of \$42.5 million to a maximum of \$40 million.

On February 28, 2022, the Company entered into a Second Amended and Restated Forbearance Agreement and Amendment No. 8 to Credit Agreement (the "Second Amended and Restated Forbearance Agreement") that amended the Credit Agreement dated as of June 29, 2018, as amended between the Company and the Bank.

The Second Amended and Restated Forbearance Agreement extended the Forbearance Period through June 30, 2022, or if earlier, through the date on which a default under the Amended and Restated Forbearance Agreement or Credit Agreement occurs. During the extended Forbearance Period, the Bank continued to forbear from exercising its rights and remedies against the Company under the Credit Agreement with respect to the Company's noncompliance with its minimum EBITDA covenants. The Second Amended and Restated Forbearance Agreement also made certain adjustments to the Credit Agreement, including:

- Reduced the portion of the Borrowing Base that is based on Eligible Inventory from the lesser of \$35,000,000 or 50% of the value of Eligible Inventory to the lesser of \$30,000,000 or 50% of the value of Eligible Inventory. This change was already in effect under the terms of the Amended and Restated Forbearance Agreement, due to the Company's previously reported sale of its manufacturing facility in Novazzano, Switzerland for a gross sales price of approximately \$10,000,000, resulting in Net Cash Proceeds (as defined in the Amended and Restated Forbearance Agreement) of approximately \$8,700,000 (the "Rolla Disposition") and repatriation of approximately \$7,000,000 of those Net Cash Proceeds (the "Rolla Repatriation").
- Reduced the Revolving Credit Commitment from a maximum of \$42,500,000 to a maximum of \$40,000,000. This change was also already in effect under the terms of the Amended and Restated Forbearance Agreement due to the Rolla Disposition and Rolla Repatriation.

The Company also executed a Third Amended and Restated Revolving Note with the Bank, reflecting the maximum Revolving Credit Commitment of \$40,000,000.

On June 30, 2022, the Company entered into Amendment No. 9 to Credit Agreement (the "Ninth Amendment") that amends and extends the Credit Agreement dated as of June 29, 2018, as amended (the "Credit Agreement") between the Company and BMO.

Pursuant to the Credit Agreement, as in effect prior to the Ninth Amendment, the Bank made a Term Loan to the Company in the principal amount of \$20,000,000, and the Company may, from time to time prior to the maturity date, enter into Revolving Loans in amounts not to exceed, in the aggregate and subject to a Borrowing Base, \$40,000,000 (the "Revolving Credit Commitment"). The Credit Agreement also allows the Company to obtain Letters of Credit from the Bank, which if drawn upon by the beneficiary thereof and paid by the Bank, would become Revolving Loans.

The Ninth Amendment extended the Credit Agreement through June 30, 2025. Prior to the Ninth Amendment, the Credit Agreement was scheduled to terminate as of June 30, 2023.

The Ninth Amendment also formally terminated the January 27, 2021 Forbearance Agreement, which had been entered into because the Company had not been in compliance with a requirement to maintain a minimum EBITDA of \$2,500,000 for the three fiscal quarters ended as of December 25, 2020. The Bank also waived the Company's compliance with the minimum EBITDA requirements under the Credit Agreement and any Event of Default associated with the Company's noncompliance with the minimum EBITDA requirements.

The Ninth Amendment also replaced LIBOR-based interest rates with different benchmark rates based on the secured overnight financing rate (“SOFR”) or the euro interbank offered rate (the “EURIBO Rate”). Loans under the Credit Agreement are designated either as “SOFR Loans,” which accrue interest at an Adjusted Term SOFR plus an Applicable Margin, or “Eurodollar Loans,” which accrue interest at the EURIBO Rate plus an Applicable Margin. Amounts drawn on a Letter of Credit that are not timely reimbursed to the Bank bear interest at a Base Rate plus an Applicable Margin. The Company also pays a commitment fee on the average daily Unused Revolving Credit Commitment equal to an Applicable Margin.

The Ninth Amendment also reduced the Applicable Margins from the rates that had been in effect during the period of the Forbearance Agreement. During the period covered by the Forbearance Agreement, the Applicable Margins for Revolving Loans, Term Loans, and the Unused Revolving Credit Commitment were 3.25%, 3.875%, and .20%, respectively. Under the Ninth Amendment, the Applicable Margins are between 1.25% and 2.75% for Revolving Loans and Letters of Credit; 1.375% and 2.875% for Term Loans; and .10% and .15% for the Unused Revolving Credit Commitment (each depending on the Company’s Total Funded Debt to EBITDA ratio).

The Ninth Amendment also revised the Company’s financial covenants under the Credit Agreement. The Company’s Total Funded Debt to EBITDA ratio (for which the Bank provided relief during period covered by the Forbearance Agreement) may not exceed 3.50 to 1.00, and the Company’s Fixed Charge Coverage Ratio may not be less than 1.10 to 1.00. The Company’s Tangible Net Worth may not be less than \$100,000,000 plus 50% of positive Net Income for each fiscal year ending on or after June 30, 2023.

Borrowings under the Credit Agreement are secured by substantially all of the Company’s personal property, including accounts receivable, inventory, machinery and equipment, and intellectual property. The Company has also pledged 100% of its equity interests in certain domestic subsidiaries and 65% of its equity interests in certain foreign subsidiaries. The Company also entered into a Collateral Assignment of Rights under Purchase Agreement for its acquisition of Veth Propulsion. To effect these security interests, the Company entered into various amendment and assignment agreements that consent to the assignment of certain agreements previously entered into between the Company and the Bank of Montreal in connection with the 2016 Credit Agreement. The Company also amended and assigned to BMO a Negative Pledge Agreement that it has previously entered into with Bank of Montreal, pursuant to which it agreed not to sell, lease or otherwise encumber real estate that it owns except as permitted by the Credit Agreement and the Negative Pledge Agreement.

Upon the occurrence of an Event of Default, BMO may take the following actions upon written notice to the Company: (1) terminate its remaining obligations under the Credit Agreement; (2) declare all amounts outstanding under the Credit Agreement to be immediately due and payable; and (3) demand the Company to immediately Cash Collateralize L/C Obligations in an amount equal to 105% of the aggregate L/C Obligations or a greater amount if BMO determines a greater amount is necessary. If such Event of Default is due to the Company’s bankruptcy, BMO may take the three actions listed above without notice to the Company.

The PPP Loan:

On April 17, 2020, the Company entered into a promissory note (the “PPP Loan”) evidencing an unsecured loan in the amount of \$8,200 made to the Company under the Payment Protection Plan (“PPP”). The PPP is a liquidity facility program established by the U.S. government as part of the CARES Act in response to the negative economic impact of the COVID-19 outbreak. The PPP Loan is funded by the Small Business Administration (“SBA”) and administered by BMO. The PPP Loan has a two-year term and bears interest at a rate of 1.0% per annum. Monthly principal and interest payments were deferred until April 2022.

The PPP Loan is a forgivable loan to the extent proceeds are used to cover qualified documented payroll, mortgage interest, rent, and utility costs over a 24-week measurement period (as amended) following loan funding. For the loan to be forgiven, the Company was required to formally apply for forgiveness, and potentially, could be required to pass an audit that it met the eligibility qualifications of the loan.

In accounting for the terms of the PPP Loan, the Company is guided by ASC 470 *Debt*, and ASC 450-30 *Gain contingency*. Accordingly, it recorded the proceeds of the PPP Loan of \$8,200 as debt and it will derecognize the liability when the loan is paid off or it has obtained forgiveness. The Company believes that the possibility of loan forgiveness is to be regarded as a contingent gain and therefore did not recognize the gain (and derecognize the loan) until all uncertainty was removed (i.e., all conditions for forgiveness are met). The Company applied for forgiveness, and on June 16, 2021, it was notified by BMO that the SBA remitted funds to BMO to repay the PPP Loan in full, evidencing that the PPP Loan was fully forgiven. The Company removed the balance of the PPP Loan from its consolidated balance sheet and recorded \$8,200 in income from extinguishment of loan in its consolidated statement of operations in fiscal 2021.

While the loan has been formally forgiven, under the terms of the PPP Loan, the Company remains subject to an audit by the SBA for a period of six years after forgiveness. The audit is intended to confirm the Company's eligibility for the PPP loan and the appropriateness of the PPP loan forgiveness. In accordance with ASC 450 *Contingencies*, the Company assessed the probability of failing the audit and being required to repay all or any portion of the PPP Loan. The Company is aware of the requirements and has retained all necessary documentation in support of its eligibility, including gross receipts calculations, supporting payroll expenses and related information. The Company believes that it has materially complied with all the requirements of the PPP and reasonably assured it would satisfy the requirements of an audit.

Other:

Other long-term debt pertains mainly to a financing arrangement in Europe. During fiscal 2019, the Company entered into sale leaseback agreements with a leasing company covering various company vehicles. Under the terms of the agreements, the Company received \$329 in cash proceeds and agreed to lease back those same vehicles under various terms, ranging from 3 to 5 years. Under ASC 842, *Leases*, these agreements are required to be accounted for as financing transactions. Consequently, the Company recorded long-term liabilities for the proceeds received, and they are reduced as lease payments are made. These liabilities carry implied interest rates ranging from 7% to 25%. A total amount of \$91 in principal was paid on these liabilities during the current fiscal year.

During fiscal year 2022, the average interest rate was 4.10% on the Term Loan, and 4.23% on the Revolving Loans.

As of June 30, 2022, the Company's borrowing capacity under the terms of the Credit Agreement was approximately \$40,662 and the Company had approximately \$17,032 of available borrowings.

The Company's borrowings described above approximates fair value at June 30, 2022 and June 30, 2021. If measured at fair value in the financial statements, long-term debt (including the current portion) would be classified as Level 2 in the fair value hierarchy. The Company is party to an interest rate swap arrangement with Bank of Montreal, with an outstanding notional amount of \$13,500 as of June 30, 2022, and maturing on March 2026. This swap has been designated as a cash flow hedge under ASC 815, *Derivatives and Hedging*. This swap is included in the disclosures in Note R, Derivative Financial Instruments.

During the fourth quarter of fiscal 2021, the Company designated its euro denominated Revolving Loan as a net investment hedge to mitigate the risk of variability in its euro denominated net investments in wholly-owned foreign companies. Effective upon the designation, all changes in fair value of the euro Revolving Loan are reported in accumulated other comprehensive loss along with the foreign currency translation adjustments on those foreign investments. This net investment hedge is included in the disclosures in Note R, Derivative Financial Instruments.

The aggregate scheduled maturities of outstanding long-term debt obligations in subsequent years are as follows:

<u>Fiscal Year</u>	
2023	\$ 2,038
2024	2,014
2025	24,968
2026	5,500
2027	-
Thereafter	<u>22</u>
	<u>\$ 34,543</u>

Other lines of credit:

The Company has established unsecured lines of credit, which may be withdrawn at the option of the banks. Under these arrangements, the Company has unused and available credit lines of \$1,049 with a weighted average interest rate of 5.7% as of June 30, 2022, and \$1,535 with a weighted average interest rate of 5.6% as of June 30, 2021.

H. LEASE OBLIGATIONS

The following table provides a summary of leases recorded on the consolidated balance sheet at June 30.

	Balance Sheet Location	2022	2021
<u>Lease Assets</u>			
Operating lease right-of-use assets	Right-of-use assets operating leases	\$ 12,685	\$ 14,736
Finance lease right-of-use assets	Property, plant and equipment, net	4,805	5,244
<u>Lease Liabilities</u>			
Operating lease liabilities	Accrued liabilities	\$ 2,127	\$ 1,870
Operating lease liabilities	Lease obligations	10,575	12,887
Finance lease liabilities	Accrued liabilities	576	541
Finance lease liabilities	Other long-term liabilities	4,440	4,836

The components of lease expense for the years ended June 30 were as follows:

	2022	2021
Finance lease cost:		
Amortization of right-of-use assets	\$ 650	\$ 580
Interest on lease liabilities	277	273
Operating lease cost	2,908	2,795
Short-term lease cost	98	24
Variable lease cost	173	159
Total lease cost	<u>4,106</u>	<u>3,831</u>
Less: Sublease income	(75)	(154)
Net lease cost	<u>\$ 4,031</u>	<u>\$ 3,677</u>

Other information related to leases was as follows:

	2022	2021
Cash paid for amounts included in the measurement of lease liabilities:		
Operating cash flows from operating leases	\$ 3,050	\$ 3,022
Operating cash flows from finance leases	277	273
Financing cash flows from finance leases	933	747
Right-of-use-assets obtained in exchange for lease obligations:		
Operating leases	1,192	1,481
Finance leases	406	4,814
Weighted average remaining lease term (years):		
Operating leases	8.7	9.8
Finance lease	11.3	12.0
Weighted average discount rate:		
Operating leases	7.1%	7.2%
Finance leases	5.1%	5.2%

Approximate future minimum rental commitments under non-cancellable leases as of June 30, 2022 were as follows:

	Operating Leases	Finance Leases
2023	\$ 2,941	\$ 855
2024	2,378	821
2025	1,539	578
2026	1,404	512
2027	1,130	457
Thereafter	<u>7,742</u>	<u>3,376</u>
Total future lease payments	17,134	6,598
Less: Amount representing interest	(4,432)	(1,582)
Present value of future payments	<u>\$ 12,702</u>	<u>\$ 5,016</u>

I. SHAREHOLDERS' EQUITY

The total number of shares of common stock outstanding at June 30, 2022 and 2021 was 13,672,343 and 13,648,663, respectively. At June 30, 2022 and 2021, treasury stock consisted of 960,459 and 984,139 shares of common stock, respectively. The Company issued 57,204 and 249,480 shares of treasury stock in fiscal 2022 and 2021, respectively, to fulfill its obligations under its incentive compensation plans. The Company also recorded forfeitures of 29,810 and 6,809 shares of previously issued restricted stock in fiscal 2022 and 2021, respectively. The difference between the cost of treasury shares and the option price is recorded in common stock.

Under an authorization given by the Board of Directors on July 27, 2012, the Company is permitted to make open market purchases of its common stock. The Company did not make any open market purchases during the two most recent fiscal years. As of June 30, 2022 and 2021, 315,000 shares remain authorized for purchase.

Cash dividends per share were \$0.00 in both fiscal 2022 and 2021.

The Company is authorized to issue 200,000 shares of preferred stock, none of which have been issued. The Company has designated 150,000 shares of the preferred stock as Series A Junior Preferred Stock.

The components of accumulated other comprehensive loss included in equity as of June 30, 2022 and 2021 are as follows:

	<u>2022</u>	<u>2021</u>
Translation adjustments	\$ (2,266)	\$ 9,192
Benefit plan adjustments, net of income taxes of \$9,452 and \$9,537 respectively	(31,726)	(678)
Net loss on cash flow hedge derivatives, net of income taxes of \$34 and \$211, respectively	356	334
Net gain on net investment hedge derivatives, net of income taxes of \$388 and \$103, respectively	1,550	(31,463)
Accumulated other comprehensive loss	<u>\$ (32,086)</u>	<u>\$ (22,615)</u>

A reconciliation for the changes in accumulated other comprehensive loss, net of tax, by component for the years ended June 30, 2022 and June 30, 2021 is as follows:

	Translation Adjustment	Benefit Plan Adjustment	Cash Flow Hedges	Net Investment Hedges
Balance at June 30, 2021	\$ 9,192	\$ (31,463)	\$ (678)	\$ 334
Other comprehensive loss before reclassifications	(11,458)	(1,835)	-	-
Amounts reclassified from accumulated other comprehensive loss	-	1,572	1,034	1,216
Net current period other comprehensive income	(11,458)	(263)	1,034	1,216
Balance at June 30, 2022	<u>\$ (2,266)</u>	<u>\$ (31,726)</u>	<u>\$ 356</u>	<u>\$ 1,550</u>

	Translation Adjustment	Benefit Plan Adjustment	Cash Flow Hedges	Net Investment Hedges
Balance at June 30, 2020	\$ 3,454	\$ (43,576)	\$ (1,104)	\$ -
Other comprehensive loss before reclassifications	5,738	9,783	426	334
Amounts reclassified from accumulated other comprehensive loss	-	2,330	-	-
Net current period other comprehensive loss	5,738	12,113	426	-
Balance at June 30, 2021	<u>\$ 9,192</u>	<u>\$ (31,463)</u>	<u>\$ (678)</u>	<u>\$ 334</u>

A reconciliation for the reclassifications out of accumulated other comprehensive loss, net of tax, for the year ended June 30, 2022 is as follows:

	<u>Amount Reclassified</u>
Amortization of benefit plan items	
Actuarial losses	\$ (2,376)
Transition asset and prior service benefit	<u>321</u>
Total before tax benefit	(2,055)
Tax benefit	<u>483</u>
Total reclassification net of tax	<u><u>\$ (1,572)</u></u>

A reconciliation for the reclassifications out of accumulated other comprehensive loss, net of tax, for the year ended June 30, 2021 is as follows:

	<u>Amount Reclassified</u>
Amortization of benefit plan items	
Actuarial losses	\$ (3,246)
Transition asset and prior service benefit	<u>187</u>
Total before tax benefit	(3,059)
Tax benefit	<u>729</u>
Total reclassification net of tax	<u><u>\$ (2,330)</u></u>

J. BUSINESS SEGMENTS AND FOREIGN OPERATIONS

The Company and its subsidiaries are engaged in the manufacture and sale of marine and heavy duty off-highway power transmission equipment. Principal products include marine transmissions, azimuth drives, surface drives, propellers and boat management systems, as well as power-shift transmissions, hydraulic torque converters, power take-offs, industrial clutches and controls systems. The Company sells to both domestic and foreign customers in a variety of market areas, principally pleasure craft, commercial and military marine markets, energy and natural resources, government, and industrial markets.

Net sales by product group is summarized as follows:

	<u>2022</u>	<u>2021</u>
Industrial	\$ 32,100	\$ 23,454
Land-based transmissions	64,904	58,421
Marine and propulsion systems	125,446	127,243
Other	20,463	9,463
Total	<u><u>\$ 242,913</u></u>	<u><u>\$ 218,581</u></u>

Industrial products include clutches, power take-offs and pump drives sold to the agriculture, recycling, construction and oil and gas markets. The land-based transmission products include applications for oil field and natural gas, military and airport rescue and firefighting. The marine and propulsion systems include marine transmission, azimuth drives, controls, surface drives, propellers and boat management systems for the global commercial marine, pleasure craft and patrol boat markets. Other includes non-Twin Disc manufactured product sold through Company-owned distribution entities.

The Company has two reportable segments: manufacturing and distribution. Its segment structure reflects the way management makes operating decisions and manages the growth and profitability of the business. It also corresponds with management's approach of allocating resources and assessing the performance of its segments. The accounting practices of the segments are the same as those described in the summary of significant accounting policies. Transfers among segments are at established inter-company selling prices. Management evaluates the performance of its segments based on net earnings.

Information about the Company's segments, before intercompany eliminations, is summarized as follows:

2022	Manufacturing	Distribution	Total
Net Sales	\$ 217,488	\$ 106,731	\$ 324,219
Intra-segment sales	4,218	12,987	17,206
Inter-segment sales	60,220	3,880	64,100
Interest income	423	269	692
Interest expense	2,734	1	2,735
Income taxes	795	1,177	1,972
Depreciation and amortization	8,912	294	9,205
Net income attributable to Twin Disc	22,455	3,238	25,692
Assets	364,174	50,958	415,132
Expenditures for segment assets	(8,112)	386	(7,726)
2021	Manufacturing	Distribution	Total
Net Sales	\$ 191,510	\$ 100,221	\$ 291,731
Intra-segment sales	9,436	14,746	24,182
Inter-segment sales	44,575	4,393	48,968
Interest income	172	17	189
Interest expense	2,449	1	2,450
Income taxes	(980)	189	(791)
Depreciation and amortization	10,455	412	10,867
Net (loss) income attributable to Twin Disc	11,016	105	11,121
Assets	364,379	46,956	411,335
Expenditures for segment assets	3,500	188	3,688

The following is a reconciliation of reportable segment net sales and net income (loss) to the Company's consolidated totals:

	2022	2021
Net sales:		
Total net sales from reportable segments	\$ 324,219	\$ 291,731
Elimination of inter-company sales	(81,305)	(73,150)
Total consolidated net sales	<u>\$ 242,913</u>	<u>\$ 218,581</u>
Net income (loss) attributable to Twin Disc:		
Total net income (loss) from reportable segments	\$ 25,692	\$ 11,121
Other adjustments and corporate expenses	(17,598)	(40,840)
Total consolidated net loss attributable to Twin Disc	<u>\$ 8,095</u>	<u>\$ (29,719)</u>

Corporate expenses pertain to certain costs that are not allocated to the reportable segments, primarily consisting of corporate overhead costs, including administrative functions and global functional expenses.

Other significant items:

	Segment Totals	Adjustments	Consolidated Totals
2022			
Interest income	\$ 692	\$ (664)	\$ 28
Interest expense	2,735	(607)	2,128
Income taxes	1,972	(148)	1,823
Depreciation and amortization	9,205	342	9,547
Assets	415,132	(136,743)	278,389
Expenditures for segment assets	(7,726)	12,455	4,729
2021			
Interest income	\$ 189	\$ (170)	\$ 19
Interest expense	2,450	(92)	2,358
Income taxes	(791)	20,471	19,680
Depreciation and amortization	10,867	376	11,243
Assets	411,335	(135,922)	275,413
Expenditures for segment assets	3,688	776	4,464

All adjustments represent inter-company eliminations and corporate amounts.

Geographic information about the Company is summarized as follows:

	<u>2022</u>	<u>2021</u>
Net sales		
United States	\$ 81,454	\$ 64,344
Netherlands	28,099	25,790
China	26,870	33,026
Australia	18,404	17,963
Italy	16,577	16,041
Other countries	71,510	61,417
Total	<u>\$ 242,913</u>	<u>\$ 218,581</u>

Net sales by geographic region are based on product shipment destination.

Long-lived assets primarily pertain to property, plant and equipment and exclude goodwill, other intangibles, and deferred income taxes. They are summarized as follows:

	<u>2022</u>	<u>2021</u>
Long-lived assets		
United States	<u>\$ 32,293</u>	<u>\$ 34,629</u>
Netherlands	10,471	12,447
Belgium	6,760	8,575
Italy	1,244	1,525
Switzerland	923	503
Other countries	5,191	5,776
Total	<u>\$ 56,883</u>	<u>\$ 63,455</u>

There was one customer, an authorized distributor of the Company, that accounted for 10% of consolidated net sales in fiscal year 2022. There were no customers that accounted for 10% of consolidated net sales in fiscal 2021.

Disaggregated revenue:

The following tables present details deemed most relevant to the users of the financial statements for the years ended June 30, 2022 and June 30, 2021.

Net sales by product group for the year ended June 30, 2022 is summarized as follows:

	<u>Manufacturing</u>	<u>Distribution</u>	<u>Elimination of Intercompany Sales</u>	<u>Total</u>
Industrial	\$ 30,769	\$ 5,506	\$ (4,175)	\$ 32,100
Land-based transmissions	65,332	30,177	(30,605)	64,904
Marine and propulsion systems	112,149	56,909	(43,612)	125,446
Other	9,238	14,139	(2,914)	20,463
Total	<u>\$ 217,488</u>	<u>\$ 106,731</u>	<u>\$ (81,305)</u>	<u>\$ 242,913</u>

Net sales by product group for the year ended June 30, 2021 is summarized as follows:

	<u>Manufacturing</u>	<u>Distribution</u>	<u>Elimination of Intercompany Sales</u>	<u>Total</u>
Industrial	\$ 22,621	\$ 5,494	\$ (4,661)	\$ 23,454
Land-based transmissions	52,441	26,003	(20,023)	58,421
Marine and propulsion systems	116,371	59,276	(48,404)	127,243
Other	77	9,448	(62)	9,463
Total	<u>\$ 191,510</u>	<u>\$ 100,221</u>	<u>\$ (73,150)</u>	<u>\$ 218,581</u>

K. STOCK-BASED COMPENSATION

In fiscal 2022, the Company adopted the Twin Disc, Incorporated 2021 Long-Term Incentive Plan (the “2021 LTI Plan”). Benefits under the 2021 LTI Plan may be granted, awarded or paid in any one or a combination of stock options, stock appreciation rights, restricted stock awards, restricted stock units, cash-settled restricted stock units, performance stock awards, performance stock unit awards, performance unit awards, and dividend equivalent awards. There is reserved for issuance under the Plan an aggregate of 715,000 shares of the Company’s common stock, which may be authorized and unissued shares or shares reacquired by the Company in the open market or a combination of both. The aggregate amount is subject to proportionate adjustments for stock dividends, stock splits and similar changes.

In fiscal 2021, the Company adopted the Twin Disc, Incorporated 2020 Stock Incentive Plan for Non-Employee Directors (the “2020 Directors’ Plan”) a plan to grant non-employee directors equity-based awards. Benefits under the 2020 Directors’ Plan may be granted, awarded or paid in any one or a combination of stock options, restricted stock awards, or cash-settled restricted stock units. Under the 2020 Directors’ Plan, non-employee directors may elect to receive all or a portion of their base cash retainer in the form of restricted stock. There is reserved for issuance under the 2020 Directors’ Plan an aggregate of 750,000 shares of the Company’s common stock, which may be authorized and unissued shares or shares reacquired by the Company in the open market or a combination of both. The aggregate amount is subject to proportionate adjustments for stock dividends, stock splits and similar changes.

In fiscal 2019, the Company adopted the Twin Disc, Incorporated 2018 Long-Term Incentive Plan (the “2018 LTI Plan”). Benefits under the 2018 LTI Plan may be granted, awarded or paid in any one or a combination of stock options, stock appreciation rights, restricted stock awards, restricted stock units, cash-settled restricted stock units, performance stock awards, performance stock unit awards, performance unit awards, and dividend equivalent awards. There is reserved for issuance under the Plan an aggregate of 850,000 shares of the Company’s common stock, which may be authorized and unissued shares or shares reacquired by the Company in the open market or a combination of both. The aggregate amount is subject to proportionate adjustments for stock dividends, stock splits and similar changes.

Shares available for future awards as of June 30 were as follows (assuming that outstanding performance awards are issued at the target level of performance):

	<u>2022</u>	<u>2021</u>
2020 Directors’ Plan	612,981	666,913
2021 LTI Plan	551,901	-

Performance Stock Awards (“PSA”)

In fiscal 2022 and 2021, the Company granted a target number of 103,575 and 265,256 PSAs, respectively, to various employees of the Company, including executive officers.

The PSAs granted in fiscal 2022 will vest if the Company achieves performance-based target objectives relating to average return on invested capital, average annual sales and average annual earnings per share (“EPS”) or average free cashflow (as defined in the PSA Grant Agreement), in the cumulative three fiscal year period ending June 30, 2024. These PSAs are subject to adjustment if the Company’s return on invested capital, net sales, and EPS or average free cashflow for the period falls below or exceeds the specified target objective, and the maximum number of performance shares that can be awarded if the target objective is exceeded is 146,562. Based upon actual results to date, the Company is currently accruing compensation expense for these PSAs.

The PSAs granted in fiscal 2021 will vest if the Company achieves performance-based target objectives relating to average return on invested capital, average annual sales and average free cash flow (as defined in the PSA Grant Agreement), in the cumulative three fiscal year period ending June 30, 2023. These PSAs are subject to adjustment if the Company’s return on invested capital, net sales, and free cash flow for the period falls below or exceeds the specified target objective, and the maximum number of performance shares that can be awarded if the target objective is exceeded is 397,884. Based upon actual results to date, the Company is currently accruing compensation expense for these PSAs.

There were 320,779 and 388,433 unvested PSAs outstanding at June 30, 2022 and 2021, respectively. The fair value of the PSAs (on the date of grant) is expensed over the performance period for the shares that are expected to ultimately vest. The compensation expense for the year ended June 30, 2022 and 2021, related PSAs, was \$883 and \$491, respectively. The tax expense from compensation expense for the year ended June 30, 2022 and 2021, related PSAs, was \$207 and \$116, respectively. The weighted average grant date fair value of the unvested awards at June 30, 2022 was \$8.37. At June 30, 2022, the Company had \$1,322 of unrecognized compensation expense related to the unvested shares that would vest if the specified target objective was achieved for the fiscal 2022 and 2021 awards. The total fair value of performance stock awards vested in fiscal 2022 and fiscal 2021 was \$0.

Restricted Stock Awards (“RS”)

The Company has unvested RS outstanding that will vest if certain service conditions are fulfilled. The fair value of the RS grants is recorded as compensation over the vesting period, which is generally 1 to 3 years. During fiscal 2022 and 2021, the Company granted 57,204 and 251,804 service based restricted shares, respectively, to employees and non-employee directors in each year. A total of 29,810 and 6,809 shares of restricted stock were forfeited during fiscal 2022 and 2021, respectively. There were 272,438 and 379,095 unvested shares outstanding at June 30, 2022 and 2021, respectively. Compensation expense of \$1,223 and \$1,335 was recognized during the year ended June 30, 2022 and 2021, respectively, related to these service-based awards. The tax benefit from compensation expense for the year ended June 30, 2022 and 2021, related to these service-based awards, was \$287 and \$315, respectively. The total fair value of restricted stock grants vested in fiscal 2022 and 2021 was \$1,711 and \$533, respectively. As of June 30, 2022, the Company had \$618 of unrecognized compensation expense related to restricted stock which will be recognized over the next three years.

Restricted Stock Unit Awards (“RSU”)

The RSUs entitle the employee to shares of common stock of the Company if the employee remains employed by the Company through a specified date, generally three years from the date of grant. The fair value of the RSUs (on the date of grant) is recorded as compensation expense over the vesting period. There were 62,119 and 34,822 unvested RSUs outstanding at June 30, 2022 and June 30, 2021, respectively. Compensation expense of \$321 and \$328 was recognized during the year ended June 30, 2022 and 2021, respectively. The tax benefit from compensation expense for the year ended June 30, 2022 and 2021, related to these service-based awards, was \$75 and \$78, respectively. The weighted average grant date fair value of the unvested awards at June 30, 2022 was \$14.18. As of June 30, 2022, the Company had \$585 of unrecognized compensation expense related to RSUs which will be recognized over the next year.

L. ENGINEERING AND DEVELOPMENT COSTS

Engineering and development costs include research and development expenses for new products, development and major improvements to existing products, and other costs for ongoing efforts to refine existing products. Research and development costs charged to operations totaled \$1,576 and \$1,867 in fiscal 2022 and 2021, respectively. Total engineering and development costs were \$8,808 and \$8,535 in fiscal 2022 and 2021, respectively.

M. PENSION AND OTHER POSTRETIREMENT BENEFIT PLANS

The Company has non-contributory, qualified defined benefit pension plans covering substantially all domestic employees hired prior to October 1, 2003, and certain foreign employees. Domestic plan benefits are based on years of service, and, for salaried employees, on average compensation for benefits earned prior to January 1, 1997, and on a cash balance plan for benefits earned from January 1, 1997 through July 31, 2009, at which time the Company froze future accruals under domestic defined benefit pension plans. The Company's funding policy for the plans covering domestic employees is to contribute an actuarially determined amount which falls between the minimum required contribution and maximum amount that can be deducted for federal income tax purposes.

In addition, the Company has unfunded, non-qualified retirement plans for certain management employees and Directors. In the case of management employees, benefits are based on an annual credit to a bookkeeping account, intended to restore the benefits that would have been earned under the qualified plans, but for the earnings limitations under the Internal Revenue Code. In the case of Directors, benefits are based on years of service on the Board. All benefits vest upon retirement from the Company.

In addition to providing pension benefits, the Company provides other postretirement benefits, including healthcare and life insurance benefits for certain domestic retirees. All employees retiring after December 31, 1992, and electing to continue healthcare coverage through the Company's group plan, are required to pay 100% of the premium cost.

The measurement date for the Company's pension and postretirement benefit plans in fiscal 2022 and 2021 was June 30.

Obligations and Funded Status

The following table sets forth the Company's defined benefit pension plans' and other postretirement benefit plans' funded status and the amounts recognized in the Company's balance sheets and statement of operations and comprehensive loss as of June 30:

	Pension Benefits		Other Postretirement Benefits	
	2022	2021	2022	2021
Change in benefit obligation:				
Benefit obligation, beginning of year	\$ 98,700	\$ 105,520	\$ 6,102	\$ 7,059
Service cost	507	608	14	16
Interest cost	2,472	2,516	140	154
Prior service cost	40	65	-	-
Actuarial (gain) loss	(14,253)	(1,577)	(786)	(395)
Contributions by plan participants	105	114	203	269
Benefits paid	(8,022)	(8,546)	(888)	(1,001)
Benefit obligation, end of year	<u>\$ 79,549</u>	<u>\$ 98,700</u>	<u>\$ 4,785</u>	<u>\$ 6,102</u>
Change in plan assets:				
Fair value of assets, beginning of year	\$ 92,430	\$ 83,284	\$ -	\$ -
Actual return on plan assets	(11,884)	15,325	-	-
Employer contribution	709	2,253	686	732
Contributions by plan participants	105	114	203	269
Benefits paid	(8,022)	(8,546)	(889)	(1,001)
Fair value of assets, end of year	<u>\$ 73,338</u>	<u>\$ 92,430</u>	<u>\$ -</u>	<u>\$ -</u>
Funded status	<u>\$ (6,211)</u>	<u>\$ (6,270)</u>	<u>\$ (4,785)</u>	<u>\$ (6,102)</u>
Amounts recognized in the balance sheet consist of:				
Other assets - noncurrent	\$ -	\$ 60	\$ -	\$ -
Accrued liabilities - current	(271)	(423)	(751)	(833)
Accrued retirement benefits - noncurrent	(5,940)	(5,907)	(4,034)	(5,269)
Net amount recognized	<u>\$ (6,211)</u>	<u>\$ (6,270)</u>	<u>\$ (4,785)</u>	<u>\$ (6,102)</u>
Amounts recognized in accumulated other comprehensive loss consist of (net of tax):				
Net transition obligation	\$ 102	\$ 133	\$ -	\$ -
Prior service cost	9	94	(278)	(487)
Actuarial net loss	32,453	31,563	(560)	160
Net amount recognized	<u>\$ 32,564</u>	<u>\$ 31,790</u>	<u>\$ (838)</u>	<u>\$ (327)</u>

The amounts in accumulated other comprehensive loss that are expected to be recognized as components of net periodic benefit cost during the next fiscal year for the qualified defined benefit and other postretirement benefit plans are as follows:

	Pension Benefits	Other Postretirement Benefits
Net transition obligation	\$ 36	\$ -
Prior service cost	37	(275)
Actuarial net loss	2,482	(39)
Net amount to be recognized	<u>\$ 2,555</u>	<u>\$ (314)</u>

The accumulated benefit obligation for all defined benefit pension plans was approximately \$98,700 and \$105,520 at June 30, 2022 and 2021, respectively.

Information for pension plans with an accumulated benefit obligation in excess of plan assets:

	June 30	
	2022	2021
Projected and accumulated benefit obligation	\$ 79,549	\$ 53,780
Fair value of plan assets	73,338	47,450

Components of Net Periodic Benefit Cost:

	Pension Benefits	
	2022	2021
Service cost	\$ 511	\$ 615
Interest cost	2,473	2,516
Prior service cost	40	65
Expected return on plan assets	(5,055)	(4,552)
Amortization of transition obligation	40	40
Amortization of prior service cost	(85)	47
Amortization of actuarial net loss	2,375	3,246
Net periodic benefit cost	<u>\$ 299</u>	<u>\$ 1,977</u>

	Other Postretirement Benefits	
	2022	2021
Service cost	\$ 14	\$ 16
Interest cost	140	154
Amortization of prior service cost	(274)	(274)
Net periodic benefit cost	<u>\$ (120)</u>	<u>\$ (104)</u>

Other Changes in Plan Assets and Benefit Obligations Recognized in Other Comprehensive Loss for Fiscal 2022 (Pre-tax):

	Pension	Other Postretirement Benefits
Net income (loss)	\$ 2,860	\$ (785)
Amortization of transition asset	(40)	-
Amortization of prior service (cost) benefit	85	275
Amortization of net loss	(2,375)	-
Total recognized in other comprehensive income	<u>530</u>	<u>(510)</u>
Net periodic benefit cost (benefit)	<u>299</u>	<u>(120)</u>
Total recognized in net periodic benefit cost and other comprehensive income	<u>\$ 829</u>	<u>\$ (630)</u>

Other Changes in Plan Assets and Benefit Obligations Recognized in Other Comprehensive Loss for Fiscal 2021 (Pre-tax):

	Pension	Other Postretirement Benefits
Net loss	\$ (12,460)	\$ (397)
Amortization of transition asset	(40)	-
Amortization of prior service (cost) benefit	(47)	275
Amortization of net loss	(3,246)	-
Total recognized in other comprehensive income	<u>(15,793)</u>	<u>(122)</u>
Net periodic benefit cost (benefit)	<u>1,977</u>	<u>(104)</u>
Total recognized in net periodic benefit cost and other comprehensive income	<u>\$ (13,816)</u>	<u>\$ (226)</u>

Additional Information

Assumptions

Weighted average assumptions used to determine benefit obligations at June 30	Pension Benefits		Other Postretirement Benefits	
	2022	2021	2022	2021
Discount rate	4.61%	2.63%	4.83%	2.47%
Expected return on plan assets	6.13%	5.69%		

Weighted average assumptions used to determine net periodic benefit costs for years ended June 30	Pension Benefits		Other Postretirement Benefits	
	2022	2021	2022	2021
Discount rate	2.59%	2.49%	2.47%	2.37%
Expected return on plan assets	5.50%	5.89%		

The assumed weighted-average healthcare cost trend rate was 5.75% in 2022, grading down to 5.00% in 2025.

Plan Assets

The Company's Benefits Committee ("Committee"), a non-board management committee, oversees investment matters related to the Company's funded benefit plans. The Committee works with external actuaries and investment consultants on an ongoing basis to establish and monitor investment strategies and target asset allocations. The overall objective of the Committee's investment strategy is to earn a rate of return over time to satisfy the benefit obligations of the pension plans and to maintain sufficient liquidity to pay benefits and address other cash requirements of the pension plans. The Committee has established an Investment Policy Statement which provides written documentation of the Company's expectations regarding its investment programs for the pension plans, establishes objectives and guidelines for the investment of the plan assets consistent with the Company's financial and benefit-related goals, and outlines criteria and procedures for the ongoing evaluation of the investment program. The Company employs a total return on investment approach whereby a mix of investments among several asset classes are used to maximize long-term return of plan assets while avoiding excessive risk. Investment risk is measured and monitored on an ongoing basis through quarterly investment portfolio reviews, and annual liability measurements.

The Company's pension plan weighted-average asset allocations at June 30, 2022 and 2021 by asset category were as follows:

Asset Category	Target Allocation	June 30	
		2022	2021
Equity securities	43%	40%	53%
Debt securities	50%	49%	38%
Real estate	7%	11%	9%
	100%	100%	100%

Due to market conditions and other factors, actual asset allocation may vary from the target allocation outlined above. The U.S. pension plans held 98,211 shares of Company stock with a fair market value of \$890 (1.3% of total plan assets) at June 30, 2022 and 98,211 shares with a fair market value of \$1,398 (1.5% of total plan assets) at June 30, 2021.

The U.S. plans have a long-term return assumption of 6.40%. This rate was derived based upon historical experience and forward-looking return expectations for major asset class categories. The weighted average long-term return across all plans is 6.13%.

Fair value is defined as the price that would be received on the sale of an asset or paid to transfer a liability in an orderly transaction between market participants at the measurement date. The inputs used to measure fair value are classified into the following hierarchy:

- Level I Unadjusted quoted prices in active markets for identical instruments
- Level II Unadjusted quoted prices in active markets for similar instruments, or Unadjusted quoted prices for identical or similar instruments in markets that are not active, or Other inputs that are observable in the market or can be corroborated by observable market data
- Level III Use of one or more significant unobservable inputs

The following table presents plan assets using the fair value hierarchy as of June 30, 2022:

	<u>Total</u>	<u>Level I</u>	<u>Level II</u>	<u>Level III</u>
Cash and cash equivalents	\$ 865	\$ 865	\$ -	\$ -
Equity securities:				
Company common stock (a)	890	890	-	-
Common stock (a)	10,612	10,612	-	-
Mutual funds (b)	4,720	4,720	-	-
Annuity contracts (c)	6,302	-	-	6,302
Total	<u>\$ 23,389</u>	<u>\$ 17,087</u>	<u>\$ -</u>	<u>\$ 6,302</u>
Investments Measured at Net Asset Value (d)	49,949			
Total	<u>\$ 73,338</u>			

The following table presents plan assets using the fair value hierarchy as of June 30, 2021:

	<u>Total</u>	<u>Level I</u>	<u>Level II</u>	<u>Level III</u>
Cash and cash equivalents	\$ 1,043	\$ 1,043	\$ -	\$ -
Equity securities:				
Company common stock (a)	1,398	1,398	-	-
Common stock (a)	18,201	18,201	-	-
Mutual funds (b)	9,366	9,366	-	-
Annuity contracts (c)	6,646	-	-	6,646
Total	<u>\$ 36,654</u>	<u>\$ 30,008</u>	<u>\$ -</u>	<u>\$ 6,646</u>
Investments Measured at Net Asset Value (d)	55,776			
Total	<u>\$ 92,430</u>			

(a) Common stock is valued at the closing price reported on the active market on which the individual securities are traded. These securities include U.S. equity securities invested in companies that are traded on exchanges inside the U.S. and international equity securities invested in companies that are traded on exchanges outside the U.S.

(b) Mutual funds are valued at the daily closing price as reported by the fund. Mutual funds held by the Company's funded benefit plans are open-end mutual funds that are registered with the Securities Exchange Commission. These funds are required to publish their daily net asset value ("NAV") and to transact at that price. The mutual funds held by the Company's funded benefit plans are deemed to be actively traded.

(c) Annuity contracts represent contractual agreements in which payments are made to an insurance company, which agrees to pay out an income or lump sum amount at a later date. Annuity contracts are valued at fair value using the net present value of future cash flows.

(d) In accordance with ASC 820-10, certain investments that were measured at net asset value per share (or its equivalent) have not been classified in the fair value hierarchy. The fair value amounts presented in this table are intended to permit reconciliation of the fair value hierarchy to the fair value of plan assets at the end of the year.

The following table sets forth additional disclosures for the fair value measurement of the fair value of pension plan assets that calculate fair value based on NAV per share practical expedient as of June 30, 2022 and June 30, 2021:

	<u>2022</u>	<u>2021</u>
Fixed income funds	\$ 31,763	\$ 31,627
International equity securities	2,198	4,282
Real estate	7,074	7,747
Hedged equity mutual funds	8,914	12,120
Total	<u>\$ 49,949</u>	<u>\$ 55,776</u>

The following tables present a reconciliation of the fair value measurements using significant unobservable inputs (Level III) as of June 30, 2022 and 2021:

	<u>2022</u>	<u>2021</u>
Beginning balance	\$ 6,646	\$ 6,095
Actual return on plan assets:		
Relating to assets still held at reporting date	(452)	600
Purchases, sales and settlements, net	108	(49)
Ending balance	<u>\$ 6,302</u>	<u>\$ 6,646</u>

Cash Flows

Contributions

The Company expects to contribute \$612 to its defined benefit pension plans in fiscal 2023.

Estimated Future Benefit Payments

The following benefit payments, which reflect expected future service, as appropriate, are expected to be paid:

	<u>Pension Benefits</u>	<u>Other Postretirement Benefits</u>
2022	\$ 7,946	\$ 769
2023	7,380	693
2024	7,068	608
2025	6,833	544
2026	6,738	501
Years 2027-2031	34,812	1,806

The Company does not expect to make any Part D reimbursements for the periods presented.

The Company sponsors defined contribution plans covering substantially all domestic employees and certain foreign employees. These plans provide for employer contributions based primarily on employee participation. The total expense under the plans was \$2,245 and \$2,162 in fiscal 2022 and 2021, respectively.

N. INCOME TAXES

United States and foreign (loss) income before income taxes and minority interest were as follows:

	<u>2022</u>	<u>2021</u>
United States	\$ (1,165)	\$ (15,925)
Foreign	11,394	6,086
	<u>\$ 10,229</u>	<u>\$ (9,839)</u>

The provision (benefit) for income taxes is comprised of the following:

	<u>2022</u>	<u>2021</u>
Currently payable:		
Federal	\$ (164)	\$ 28
State	(2)	49
Foreign	2,838	1,948
	<u>2,672</u>	<u>2,025</u>
Deferred:		
Federal	\$ -	15,554
State	62	2,341
Foreign	(911)	(240)
	<u>(849)</u>	<u>17,655</u>
	<u>\$ 1,823</u>	<u>\$ 19,680</u>

The components of the net deferred tax asset as of June 30 are summarized in the table below.

	<u>2022</u>	<u>2021</u>
<i>Deferred tax assets:</i>		
Retirement plans and employee benefits	\$ 4,787	\$ 4,584
Foreign tax credit carryforwards	7,822	7,609
Federal tax credits, net of ASU 2013-11	1,597	1,801
State net operating loss and other state credit carryforwards, net of ASU 2013-11	2,179	2,208
Federal net operating loss	5,492	6,506
Inventory	-	-
Reserves	1,119	1,670
Foreign NOL carryforwards	-	66
Accruals	703	871
Right of use assets - operating leases	3,381	3,674
Disallowed interest	980	982
Capital loss carryforward	108	-
Other assets	358	1,033
	<u>28,526</u>	<u>31,004</u>
Valuation allowance	(23,097)	(24,420)
	<u>5,429</u>	<u>6,584</u>
<i>Deferred tax liabilities:</i>		
Inventory	285	480
Property, plant and equipment	1,155	1,852
Intangibles	2,012	2,982
Long term operating lease obligations	3,352	3,622
Other liabilities	249	182
	<u>7,053</u>	<u>9,118</u>
Total net deferred tax (liabilities) assets	<u>\$ (1,624)</u>	<u>\$ (2,534)</u>

At June 30, 2022 the Company has net operating loss carryforwards (“NOLs”) of approximately \$26,154 and \$30,901 for federal and state income tax purposes which will expire at various dates from fiscal year 2023 – 2042. Federal NOLs were generated subsequent to fiscal 2019 and have an indefinite carryover period. The Company has federal and state tax credit carryforwards of approximately \$9,738 and \$935, respectively, which will expire at various dates from fiscal 2026 – 2042.

The Company maintains valuation allowances when it is more likely than not that all or a portion of a deferred tax asset will not be realized. Changes in valuation allowances from period to period are included in the tax provision in the period of change. In determining whether a valuation allowance is required, the Company takes into account such factors as prior earnings history, expected future earnings, carry-back and carry-forward periods, and tax strategies that could potentially enhance the likelihood of realization of a deferred tax asset. The Company has evaluated the likelihood of whether the net deferred tax assets would be realized and concluded that it is more likely than not that all of deferred tax assets would not be realized. Management believes that it is more likely than not that the results of future operations will not generate sufficient taxable income and foreign source income to realize all the domestic deferred tax assets, therefore, a valuation allowance in the amount of \$23,097 and \$24,420 have been recorded for fiscal year 2022 and 2021, respectively.

Following is a reconciliation of the applicable U.S. federal income taxes to the actual income taxes reflected in the statements of operations:

	<u>2022</u>	<u>2021</u>
U.S. federal income tax at 21%	\$ 2,148	\$ (2,066)
Increases (reductions) in tax resulting from:		
Foreign tax items	(575)	552
State taxes	(12)	(440)
Change in prior year estimate	372	(1,138)
Nondeductible PPP loan expenses	-	(1,722)
Research and development tax credits	(10)	(336)
Unrecognized tax benefits	(152)	59
Stock compensation	(46)	252
Rate changes	121	18
Deferred tax basis adjustments	(54)	42
Executive compensation	42	-
GILTI inclusion	920	-
Valuation allowance	(981)	24,420
Other, net	50	39
	<u>\$ 1,823</u>	<u>\$ 19,680</u>

On December 22, 2017, the U.S. government enacted comprehensive tax legislation commonly referred to as the Tax Cuts and Jobs Act (the "Tax Act"). The Tax Act makes broad and complex changes to the Internal Revenue Code. The Tax Act is generally applicable for tax years beginning after December 31, 2017, which is the Company's fiscal year 2018. However, several provisions of the Tax Act have differing effective dates, meaning these provisions did not impact the Company's financial statements until fiscal year 2019. The provisions impacting the Company's fiscal year 2019 financial statements include the global intangible low taxed income ("GILTI") income and foreign-derived intangible income ("FDII") deduction and limitations on the deductibility of executive compensation.

Executive Compensation Limitations: The Tax Act substantially modifies the limitation on corporate deductibility of executive compensation under Section 162(m) of the Code. Section 162(m) limits the deduction for compensation paid by a publicly held corporation to certain of its executive employees to \$1,000 per year. The Tax Act has amended the definition of "covered employee" to correspond to the general SEC reporting requirements for named executive officers. These are the corporation's principal executive officer, principal financial officer, and the next three highest-paid executive officers. Most significantly, the Tax Act has eliminated the exemptions for commissions and performance-based compensation. This had an impact on the company's effective tax rate in fiscal years 2022 and 2021 of \$42 and \$0 respectively.

Global Intangible Low Taxed Income ("GILTI"): The Tax Act changed the foreign source income calculations and related foreign tax credit amounts. The GILTI require 10% domestic shareholders ("U.S. Shareholders") of controlled foreign corporations ("CFC's") to include in gross income annually the U.S. Shareholders' pro rata share of GILTI for the year. The High Tax Exception ("HTE") rules were finalized and applicable for the Company during fiscal year 2022. Accordingly, the Company may exclude from the GILTI inclusion tested income from tested units with an effective tax rate greater than 18.9%. The Company was able to take advantage of this high tax exception, which resulted in zero GILTI inclusion in the Company's effective tax rate for fiscal year 2021. In fiscal year 2022, the GILTI inclusion was \$920. During Q4 FY2022, neither Rolla nor TD China qualified for the HTE because their effective tax rates are lower than 18.9%. This resulted in a GILTI income inclusion of approximately \$4.9 million. The Rolla inclusion is largely due to the gain on the sale of their building, while TD China's inclusion is due to a temporary tax rate decrease in China.

Foreign Derived Intangible Income ("FDII"): The Tax Act provides companies with a new permanent deduction. An incentive for C corporations to generate revenue from serving foreign markets, the provision applies a preferential tax rate to eligible income. The new tax law assumes a fixed rate of return on a corporation's tangible assets. Any remaining income is deemed to be generated by intangible assets. This did not have an impact on the Company's effective tax rate in fiscal year 2022 and 2021.

The Company has not provided additional U.S. income taxes on cumulative earnings of its consolidated foreign subsidiaries that are considered to be reinvested indefinitely. The Company reaffirms its position that the earnings of those subsidiaries remain permanently invested and has no plans to repatriate funds from any permanently reinvested subsidiaries to the U.S. for the foreseeable future. These earnings relate to ongoing operations and were approximately \$14,175 and \$10,871 at June 30, 2022 and June 30, 2021, respectively. Such earnings could become taxable upon the sale or liquidation of these foreign subsidiaries or upon dividend repatriation. The Company's intent is for such earnings to be reinvested by the subsidiaries or to be repatriated only when it would be tax effective through the utilization of foreign tax credits.

Annually, the Company files income tax returns in various taxing jurisdictions inside and outside the United States. In general, the tax years that remain subject to examination are 2017 through 2022 for our major operations in Belgium, Japan, Netherlands, Singapore and Australia. The tax years open to examination in the U.S. are for years subsequent to fiscal 2017.

The Company has approximately \$716 and \$778 of unrecognized tax benefits as of June 30, 2022 and June 30, 2021, respectively, which, if recognized, would impact the effective tax rate. During the fiscal year the amount of unrecognized tax benefits decreased primarily due to settlements with tax authorities. No material changes are expected to the reserve during the next 12 months. The Company's policy is to accrue interest and penalties related to unrecognized tax benefits in income tax expense.

Below is a reconciliation of beginning and ending amount of unrecognized tax benefits as of June 30:

	<u>2022</u>	<u>2021</u>
Unrecognized tax benefits, beginning of year	\$ 778	\$ 918
Additions based on tax positions related to the prior year	-	-
Additions based on tax positions related to the current year	3	66
Reductions based on tax positions related to the prior year	(65)	(21)
Subtractions due to statutes closing	-	-
Settlements with taxing authorities	-	(185)
Unrecognized tax benefits, end of year	<u>\$ 716</u>	<u>\$ 778</u>

Substantially all of the Company's unrecognized tax benefits as of June 30, 2022, if recognized, would affect the effective tax rate. As of June 30, 2022 and 2021, the amounts accrued for interest and penalties totaled \$38 and \$141, respectively, and are not included in the reconciliation above.

O. CONTINGENCIES

The Company is involved in litigation of which the ultimate outcome and liability to the Company, if any, are not presently determinable. Management believes that final disposition of such litigation will not have a material impact on the Company's results of operations, financial position or cash flows, either individually or in the aggregate.

P. RESTRUCTURING OF OPERATIONS AND INCOME FROM EXTINGUISHMENT OF LOAN

Restructuring expenses

The Company has implemented various restructuring programs in response to unfavorable macroeconomic trends in certain of the Company's markets since the fourth quarter of fiscal 2015. These programs primarily involved the reduction of workforce in several of the Company's manufacturing locations, under a combination of voluntary and involuntary programs. During the fourth quarter of fiscal 2021, the Company undertook a series of steps to accelerate its focus on its core competencies, improve its fixed cost structure, and monetize some of its under-utilized assets.

With regard to its Belgian operations, on June 30, 2021, the Company announced a new phase in its restructuring plans. Under this plan, the Belgian operation's workforce was reduced by 18 employees. This reduction in force resulted in an accrual of \$2,200, pertaining to the Company's current estimate for the payment of severance benefits, which is expected to be completed by December 2022. The action was taken to allow the Belgian operation to focus resources on core manufacturing processes, while allowing for savings on the outsourcing of non-core processes.

Total restructuring charges relating to streamlining operations amounted to \$973 and \$3,110 in fiscal 2022 and 2021, respectively. Restructuring activities since June 2015 have resulted in the elimination of 254 full-time employees in the manufacturing segment. Accumulated costs to date under these programs within the manufacturing segment through June 30, 2022 were \$16,226.

The following is a roll-forward of restructuring activity:

Accrued restructuring liability, June 30, 2020	\$	84
Additions		7,377
Payments and adjustments		(5,109)
Accrued restructuring liability, June 30, 2021		<u>2,352</u>
Additions		973
Payments and adjustments		(2,301)
Accrued restructuring liability, June 30, 2022	\$	<u><u>1,024</u></u>

Assets held for sale

To improve its fixed cost structure and monetize some of its under-utilized assets, the Company commenced the active marketing of three of its real estate properties, namely, its corporate headquarters in Racine, its propeller machining plant and office in Switzerland, and a spare warehouse in Italy during the fourth quarter of fiscal 2021. Such actions required the Company to reclassify these assets from Property, Plant and Equipment to Assets Held for Sale, at fair value less costs to sell, or net book value, whichever is lower. Fair value was determined using real estate broker estimates and would be classified as Level 3 in the fair value hierarchy. This assessment of fair value resulted in the Company recognizing a write-down of the carrying value of its corporate headquarters by \$4,267.

In the first quarter of fiscal 2022, the Company completed the sale of its propeller machining plant and office in Switzerland and received \$9,138 in proceeds, net of fees and local taxes and recorded a gain of \$2,939 in other operating income. In the fourth quarter of fiscal 2022, the Company completed the sale of its spare warehouse in Italy and received net proceeds of about \$305.

Income from extinguishment of loan

As discussed in Note G, Debt, on June 16, 2021, the Company received formal forgiveness of its PPP Loan in the amount of \$8,200. In accordance with ASC 470 *Debt* and ASC 450-30 *Gain contingency*, the Company recorded \$8,200 in income from extinguishment of loan in its condensed consolidated statement of operations in fiscal 2021.

Q. EARNINGS PER SHARE

The Company calculates basic earnings per share based upon the weighted average number of common shares outstanding during the period, while the calculation of diluted earnings per share includes the dilutive effect of potential common shares outstanding during the period. The calculation of diluted earnings per share excludes all potential common shares if their inclusion would have an anti-dilutive effect. Restricted stock award recipients under the 2010 LTI Plan have a non-forfeitable right to receive dividends declared by the Company, and are therefore included in computing earnings per share pursuant to the two-class method.

The components of basic and diluted earnings per share were as follows:

	<u>2022</u>	<u>2021</u>
Basic:		
Net income (loss)	\$ 8,406	\$ (29,519)
Less: Net earnings attributable to noncontrolling interest	(311)	(200)
Less: Undistributed earnings attributable to unvested shares	-	-
Net income (loss) attributable to Twin Disc	<u>8,095</u>	<u>(29,719)</u>
Weighted average shares outstanding - basic	<u>13,353</u>	<u>13,247</u>
Basic Loss Per Share:		
Net income (loss) per share - basic	<u><u>\$ 0.61</u></u>	<u><u>\$ (2.24)</u></u>
Diluted:		
Net income (loss)	\$ 8,406	\$ (29,519)
Less: Net earnings attributable to noncontrolling interest	(311)	(200)
Less: Undistributed earnings attributable to unvested shares	-	-
Net income (loss) attributable to Twin Disc	<u>8,095</u>	<u>(29,719)</u>
Weighted average shares outstanding - basic	13,353	13,247
Effect of dilutive stock awards	<u>29</u>	<u>-</u>
Weighted average shares outstanding - diluted	<u><u>13,382</u></u>	<u><u>13,247</u></u>
Diluted Loss Per Share:		
Net income (loss) per share - diluted	<u><u>\$ 0.60</u></u>	<u><u>\$ (2.24)</u></u>

The following potential common shares were excluded from diluted EPS for the year ended June 30, 2021 as the Company reported a net loss: 388,433 related to the Company's unvested PSAs, 379,095 related to the Company's unvested RS awards, and 34,822 related to the Company's unvested RSUs.

R. DERIVATIVE FINANCIAL INSTRUMENTS

The Company reports all derivative instruments on its consolidated balance sheets at fair value and establishes criteria for designation and effectiveness of transactions entered into for hedging purposes.

As a global organization, the Company faces exposure to market risks, such as fluctuations in foreign currency exchange rates, interest rates and commodity prices. To manage the volatility relating to these exposures, the Company enters into various derivative instruments from time to time under its risk management policies. The Company designates derivative instruments as hedges on a transaction basis to support hedge accounting. The changes in fair value of these hedging instruments offset in part or in whole corresponding changes in the fair value or cash flows of the underlying exposures being hedged. The Company assesses the initial and ongoing effectiveness of its hedging relationships in accordance with its policy. The Company does not purchase, hold or sell derivative financial instruments for trading purposes. The Company's practice is to terminate derivative transactions if the underlying asset or liability matures or is sold or terminated, or if it determines the underlying forecasted transaction is no longer probable of occurring.

Interest Rate Swaps Designated as Cash Flow Hedges

The primary purpose of the Company's cash flow hedging activities is to manage the potential changes in value associated with interest payments on the Company's SOFR-based indebtedness. The Company records gains and losses on interest rate swap contracts qualifying as cash flow hedges in accumulated other comprehensive loss to the extent that these hedges are effective and until the Company recognizes the underlying transactions in net earnings, at which time these gains and losses are recognized in interest expense on its consolidated statements of operations and comprehensive loss. Cash flows from derivative financial instruments are classified as cash flows from financing activities on the consolidated statements of cash flows. These contracts generally have original maturities of greater than twelve months.

Net unrealized after-tax losses related to cash flow hedging activities that were included in accumulated other comprehensive loss were (\$356) and \$678 for the years ended June 30, 2022 and 2021, respectively. The unrealized amounts in accumulated other comprehensive loss will fluctuate based on changes in the fair value of open contracts during each reporting period.

The Company estimates that (\$68) of net unrealized losses related to cash flow hedging activities included in accumulated other comprehensive loss will be reclassified into earnings within the next twelve months.

Derivatives Designated as Net Investment Hedges

The Company is exposed to foreign currency exchange risk related to its investment in net assets in foreign countries. As discussed in Note G, Debt, during the fourth quarter of fiscal 2022, the Company designated its euro denominated Revolving Loan, with a notional amount of €13,500, as a net investment hedge to mitigate the risk of variability in its euro denominated net investments in wholly-owned foreign subsidiaries. All changes in fair value of the euro revolver were then reported in accumulated other comprehensive loss along with the foreign currency translation adjustments on those foreign investments. Net unrealized after-tax income related to net investment hedging activities that were included in accumulated other comprehensive loss were (\$1,551) and \$334 for the years ended June 30, 2022 and 2021, respectively.

Foreign Currency Forward Contracts Not Designated as Hedges

The Company primarily enters into forward exchange contracts to reduce the earnings and cash flow impact of non-functional currency denominated receivables and payables. These contracts are highly effective in hedging the cash flows attributable to changes in currency exchange rates. Gains and losses resulting from these contracts offset the foreign exchange gains or losses on the underlying assets and liabilities being hedged. The maturities of the forward exchange contracts generally coincide with the settlement dates of the related transactions. Gains and losses on these contracts are recorded in other expense, net in the consolidated statement of operations and comprehensive loss as the changes in the fair value of the contracts are recognized and generally offset the gains and losses on the hedged items in the same period. The primary currency to which the Company was exposed in fiscal 2022 and 2021 was the euro. At June 30, 2022 and 2021, there were no significant forward exchange contracts outstanding.

Other Derivative Instruments

The Company does not utilize commodity price hedges to manage commodity price risk exposure. Likewise, the Company does not hedge the translation exposure represented by the net assets of its foreign subsidiaries.

Fair Value of Derivative Instruments

The Company's interest rate swaps and foreign currency forward contracts are recorded at fair value on the consolidated balance sheets using a discounted cash flow analysis that incorporates observable market inputs. These market inputs include foreign currency spot and forward rates, and various interest rate curves, and are obtained from pricing data quoted by various banks, third-party sources and foreign currency dealers involving identical or comparable instruments (Level 2).

Counterparties to these foreign currency forward contracts have at least an investment grade rating. Credit ratings on some of the Company's counterparties may change during the term of the financial instruments. The Company closely monitors its counterparties' credit ratings and, if necessary, will make any appropriate changes to its financial instruments. The fair value generally reflects the estimated amounts that the Company would receive or pay to terminate the contracts at the reporting date.

As discussed in Note G, Debt, the Company's euro denominated Revolving Loan approximates fair value at June 30, 2022 and June 30, 2021. If measured at fair value in the financial statements, it would be classified as Level 2 in the fair value hierarchy.

The fair value of derivative instruments included in the consolidated balance sheets at June 30 were as follows:

	<u>Balance Sheet Location</u>	<u>2022</u>	<u>2021</u>
<i>Derivatives designated as hedges:</i>			
Interest rate swaps	Other current assets	\$ 68	\$ -
Interest rate swaps	Other noncurrent assets	77	-
Interest rate swaps	Accrued liabilities	-	(346)
Interest rate swaps	Other long-term liabilities	-	(542)

The impact of the Company's derivative instruments on the consolidated statement of operations and comprehensive loss for the years ended June 30 was as follows:

	<u>Statement of Comprehensive Loss Location</u>	<u>2022</u>	<u>2021</u>
<i>Derivatives designated as hedges:</i>			
Interest rate swap	Interest expense	\$ 362	\$ 399
Interest rate swap	Unrealized gain (loss) on hedges	1,034	425
Net investment hedge	Unrealized gain (loss) on hedges	1,216	335
<i>Derivatives not designated as hedges:</i>			
Foreign currency forward contracts	Other income (expense), net	\$ -	\$ (15)

TWIN DISC, INCORPORATED AND SUBSIDIARIES
SCHEDULE II - VALUATION AND QUALIFYING ACCOUNTS
For the years ended June 30, 2022 and 2021 (in thousands)

Description	Balance at Beginning of Period	Charged to Costs and Expenses	Adjustments(1)	Balance at End of Period
2022				
Allowance for losses on accounts receivable	\$ 1,870	\$ 255	\$ 384	\$ 1,741
Reserve for inventory obsolescence	\$ 10,279	\$ 2,246	\$ 968	\$ 11,557
Deferred tax valuation allowance	\$ 24,420	\$ -	\$ 1,323	\$ 23,097
2021				
Allowance for losses on accounts receivable	\$ 1,740	\$ 346	\$ 216	\$ 1,870
Reserve for inventory obsolescence	\$ 9,863	\$ 1,178	\$ 762	\$ 10,279
Deferred tax valuation allowance	\$ -	\$ 24,420	\$ -	\$ 24,420

(1) Activity primarily represents amounts written-off during the year, along with other adjustments (primarily foreign currency translation adjustments).

EXHIBIT INDEX

TWIN DISC, INCORPORATED 10-K for Year Ended June 30, 2022

Exhibit	Description	Included Herewith
3a)	Restated Articles of Incorporation of Twin Disc, Incorporated (Incorporated by reference to Exhibit 3.1 of the Company's Form 8-K dated December 6, 2007). File No. 001-07635.	
3b)	Articles of Amendment to the Restated Articles of Incorporation of Twin Disc, Incorporated (Incorporated by reference to Exhibit 3.1 of the Company's Form 8-K dated October 29, 2020). File No. 001-07635.	
3c)	Restated Bylaws of Twin Disc, Incorporated, as amended through October 29, 2021 (Incorporated by reference to Exhibit 3.2 of the Company's Form 8-K dated October 29, 2020). File No. 001-07635.	
Exhibit 10	Material Contracts	Included Herewith
a)	Director Tenure and Retirement Policy (Incorporated by reference to Exhibit 10.A of the Company's Form 10-K dated September 2, 2021). File No. 001-07635.	
b)	The Twin Disc, Incorporated 2021 Long-Term Incentive Compensation Plan (Incorporated by reference to Appendix A of the Proxy Statement for the Annual Meeting of Shareholders held on October 28, 2021). File No. 001-07635.	
c)	The 2020 Stock Incentive Plan for Non-Employee Directors (Incorporated by reference to Appendix A of the Proxy Statement for the Annual Meeting of Shareholders held on October 29, 2020). File No. 001-07635.	
d)	The Twin Disc, Incorporated 2018 Long-Term Incentive Compensation Plan (Incorporated by reference to Exhibit 10.1 of the Company's Form 8-K dated August 6, 2018). File No. 001-07635.	
e)	Form of Restricted Stock Award Grant Agreement for restricted stock grants on May 1, 2019 (Incorporated by reference to Exhibit 10.1 of the Company's Form 8-K dated May 3, 2019). File No. 001-07635.	
f)	Form of Performance Stock Award Grant Agreement for award of performance shares on May 1, 2019 (Incorporated by reference to Exhibit 10.2 of the Company's Form 8-K dated May 3, 2019). File No. 001-07635.	
g)	Form of Performance Stock Award Grant Agreement for award of performance shares on August 1, 2019 (Incorporated by reference to Exhibit 10.1 of the Company's Form 8-K dated August 7, 2019). File No. 001-07635.	
h)	Form of Restricted Stock Award Grant Agreement for restricted stock grants on August 1, 2019 (Incorporated by reference to Exhibit 10.2 of the Company's Form 8-K dated August 7, 2019). File No. 001-07635.	
i)	Form of Performance Stock Award Grant Agreement for award of performance shares on October 31, 2019 (Incorporated by reference to Exhibit 10.1 of the Company's Form 8-K dated November 5, 2019). File No. 001-07635.	
j)	Form of Restricted Stock Award Grant Agreement for restricted stock grants on October 31, 2019 (Incorporated by reference to Exhibit 10.2 of the Company's Form 8-K dated November 5, 2019). File No. 001-07635.	
k)	Form of Performance Stock Award Grant Agreement for award of performance shares on August 6, 2020 (Incorporated by reference to Exhibit 10.1 of the Company's Form 8-K dated August 12, 2020). File No. 001-07635.	
l)	Form of Restricted Stock Award Grant Agreement for restricted stock grants on August 6, 2020 (Incorporated by reference to Exhibit 10.2 of the Company's Form 8-K dated August 12, 2020). File No. 001-07635.	
m)	Form of Performance Stock Award Grant Agreement for award of performance shares on August 4, 2021 (Incorporated by reference to Exhibit 10.2 of the Company's Form 8-K dated August 10, 2021). File No. 001-07635.	
n)	Form of Restricted Stock Unit Grant Agreement for restricted stock units granted on August 4, 2021 (Incorporated by reference to Exhibit 10.3 of the Company's Form 8-K dated August 10, 2021). File No. 001-07635.	

- o) Form of Restricted Stock Grant Agreement for restricted stock grants on August 3, 2022 (Incorporated by reference to Exhibit 10.1 of the Company's Form 8-K dated August 8, 2022). File No. 001-07635.
- p) Form of Restricted Stock Unit Grant Agreement for restricted stock units granted on August 3, 2022 (Incorporated by reference to Exhibit 10.2 of the Company's Form 8-K dated August 8, 2022). File No. 001-07635.
- q) Form of Performance Stock Award Grant Agreement for award of performance shares on August 3, 2022 (Incorporated by reference to Exhibit 10.3 of the Company's Form 8-K dated August 8, 2022). File No. 001-07635.
- r) Twin Disc, Incorporated Supplemental Executive Retirement Plan, amended and restated as of July 29, 2010 (Incorporated by reference to Exhibit 10.4 of the Company's Form 8-K dated August 4, 2010). File No. 001-07635.
- s) Forms of Change in Control Severance Agreements (Incorporated by reference to Exhibits 10.4, 10.5 and 10.6 of the Company's Form 8-K dated August 6, 2018). File No. 001-07635.
- t) Form of Change in Control Severance Agreements (Incorporated by reference to Exhibit 10.4 of the Company's Form 8-K dated August 3, 2022). File No. 001-07635.
- u) Form of Indemnity Agreement (Incorporated by reference to Exhibit 10.5 of the Company's Form 8-K dated August 2, 2005). File No. 001-07635.
- v) Credit Agreement Between Twin Disc, Incorporated and BMO Harris Bank, dated June 29, 2018 (Incorporated by reference to Exhibit 10.1 of the Company's Form 8-K dated July 3, 2018). File No. 001-07635.
- w) Amendment and Assignment of Revolving Loan Note between Bank of Montreal and BMO Harris Bank, N.A., dated June 29, 2018. (Incorporated by reference to Exhibit 10.2 of the Company's Form 8-K dated July 3, 2018). File No. 001-07635.
- x) Assignment of and Amendment to Security Agreement By and Among Bank of Montreal, BMO Harris Bank, N.A., and Twin Disc, Incorporated, dated June 29, 2018. (Incorporated by reference to Exhibit 10.3 of the Company's Form 8-K dated July 3, 2018). File No. 001-07635.
- y) Assignment of and Amendment to IP Security Agreement By and Among Bank of Montreal, BMO Harris Bank, N.A., and Twin Disc, Incorporated, dated June 29, 2018. (Incorporated by reference to Exhibit 10.4 of the Company's Form 8-K dated July 3, 2018). File No. 001-07635.
- z) Assignment of and Amendment to Pledge Agreement By and Among Bank of Montreal, BMO Harris Bank, N.A., Twin Disc, Incorporated, and Mill-Log Equipment Co., Inc., dated June 29, 2018. (Incorporated by reference to Exhibit 10.5 of the Company's Form 8-K dated July 3, 2018). File No. 001-07635.
- aa) Assignment of and Amendment to the Guaranty Agreement By and Among Bank of Montreal, BMO Harris Bank, N.A., and Mill-Log Equipment Co., Inc., dated June 29, 2018. (Incorporated by reference to Exhibit 10.6 of the Company's Form 8-K dated July 3, 2018). File No. 001-07635.
- bb) Assignment of and Amendment to Guarantor Security Agreement By and Among Bank of Montreal, BMO Harris Bank, N.A., and Mill-Log Equipment Co., Inc., dated June 29, 2018. (Incorporated by reference to Exhibit 10.7 of the Company's Form 8-K dated July 3, 2018). File No. 001-07635.
- cc) Assignment of and Amendment to Negative Pledge Agreement By and Among Twin Disc, Incorporated, Bank of Montreal, and BMO Harris Bank N.A., dated June 29, 2018. (Incorporated by reference to Exhibit 10.8 of the Company's Form 8-K dated July 3, 2018). File No. 001-07635.
- dd) Collateral Assignment of Rights under Purchase Agreement from Twin Disc, Incorporated and Twin Disc NL Holding B.V. in favor of BMO Harris Bank N.A., dated July 2, 2018. (Incorporated by reference to Exhibit 10.9 of the Company's Form 8-K dated July 3, 2018). File No. 001-07635.
- ee) First Amendment to June 29, 2018 Credit Agreement between Twin Disc, Incorporated and BMO Harris Bank, N.A. (Incorporated by reference to Exhibit 1.2 of the Company's Form 8-K dated September 21, 2018). File No. 001-07635.
- ff) Amendment No. 2 to June 29, 2018 Credit Agreement between Twin Disc, Incorporated and BMO Harris Bank, N.A. (Incorporated by reference to Exhibit 1.1 of the Company's Form 8-K dated March 6, 2019). File No. 001-07635.

- gg) Amended and Restated Term Note between Twin Disc, Incorporated and BMO Harris Bank, N.A. (Incorporated by reference to Exhibit 1.2 of the Company's Form 8-K dated March 6, 2019). File No. 001-07635.
- hh) Amendment No. 3 to June 29, 2018 Credit Agreement between Twin Disc, Incorporated and BMO Harris Bank, N.A. (Incorporated by reference to Exhibit 1.1 of the Company's Form 8-K dated January 30, 2020). File No. 001-07635.
- ii) Promissory Note dated April 17, 2021, entered into by Twin Disc, Incorporated, as borrower, for the benefit of BMO Harris Bank, N.A., as lender (Incorporated by reference to Exhibit 10.1 of the Company's Form 8-K dated April 21, 2020). File No. 001-07635.
- jj) Amendment No. 4 to June 29, 2018 Credit Agreement between Twin Disc, Incorporated and BMO Harris Bank, N.A. (Incorporated by reference to Exhibit 10.2 of the Company's Form 8-K dated April 21, 2020). File No. 001-07635.
- kk) Amendment No. 5 to June 29, 2018 Credit Agreement between Twin Disc, Incorporated and BMO Harris Bank, N.A. (Incorporated by reference to Exhibit 1.1 of the Company's Form 8-K dated July 28, 2020). File No. 001-07635.
- ll) Second Amended and Restated Revolving Note between Twin Disc, Incorporated and BMO Harris Bank, N.A. (Incorporated by reference to Exhibit 1.2 of the Company's Form 8-K dated July 28, 2020). File No. 001-07635.
- mm) Form of Deposit Account Control Agreement between Twin Disc, Incorporated and BMO Harris Bank, N.A. (Incorporated by reference to Exhibit 1.3 of the Company's Form 8-K dated July 28, 2020). File No. 001-07635.
- nn) Forbearance Agreement and Amendment No. 6 to June 29, 2018 Credit Agreement between Twin Disc, Incorporated and BMO Harris Bank, N.A. (Incorporated by reference to Exhibit 1.1 of the Company's Form 8-K dated January 29, 2021). File No. 001-07635.
- oo) First Amended and Restated Forbearance Agreement and Amendment No. 7 to Credit Agreement between Twin Disc, Incorporated and BMO Harris Bank, N.A. (Incorporated by reference to Exhibit 1.1 of the Company's Form 8-K dated October 5, 2021). File No. 001-07635.
- pp) Second Amended and Restated Forbearance Agreement and Amendment No. 8 to Credit Agreement between Twin Disc, Incorporated and BMO Harris Bank, N.A. (Incorporated by reference to Exhibit 1.1 of the Company's Form 8-K dated March 4, 2022). File No. 001-07635.
- qq) Third Amended and Restated Revolving Note between Twin Disc, Incorporated and BMO Harris Bank, N.A. (Incorporated by reference to Exhibit 1.2 of the Company's Form 8-K dated March 4, 2022). File No. 001-07635.
- rr) Amendment No. 9 to Credit Agreement between Twin Disc, Incorporated and BMO Harris Bank, N.A. (Incorporated by reference to Exhibit 1.1 of the Company's Form 8-K dated July 6, 2022). File No. 001-07635.
- kk) ISDA Master Agreement and Schedule, dated April 11, 2019, between Twin Disc, Incorporated and Bank of Montreal (Incorporated by reference to Exhibit 10.1 of the Company's Form 8-K dated April 26, 2019). File No. 001-07635.
- tt) Confirmation of swap transaction, dated April 22, 2019, from Bank of Montreal to Twin Disc, Incorporated (Incorporated by reference to Exhibit 10.2 of the Company's Form 8-K dated April 26, 2019). File No. 001-07635.
- uu) Commercial Offer to Purchase, dated March 10, 2022, between Twin Disc, Incorporated and J. Jeffers & Co., LLC (Incorporated by reference to Exhibit 1.1 of the Company's Form 8-K dated March 15, 2022). File No. 001-07635.

Exhibit	Description	Herewith
21	Subsidiaries of the Registrant	X
23a	Consent of Independent Registered Public Accounting Firm	X
24	Power of Attorney	X
31a	Certification	X
31b	Certification	X
32a	Certification pursuant to 18 U.S.C. Section 1350	X
32b	Certification pursuant to 18 U.S.C. Section 1350	X
101.INS	Inline XBRL Instance Document, filed herewith	
101.SCH	Inline XBRL Schema Document, filed herewith	
101.CAL	Inline XBRL Calculation Linkbase Document, filed herewith	
101.DEF	Inline XBRL Definition Linkbase Document, filed herewith	
101.LAB	Inline XBRL Label Linkbase Document, filed herewith	
101.PRE	Inline XBRL Presentation Linkbase, filed herewith	
104	Cover Page Interactive Data File (embedded within the Inline XBRL and contained in Exhibit 101)	

SIGNATURES

Pursuant to the requirements of Section 13 or 15(d) of the Securities Exchange Act of 1934, the Registrant has duly caused this Report to be signed on its behalf by the undersigned, thereunto duly authorized.

September 8, 2022

TWIN DISC, INCORPORATED

By: /s/ JOHN H. BATTEN

John H. Batten

President and Chief Executive Officer

Pursuant to the requirements of the Securities Exchange Act of 1934, this Report has been signed below by the following persons on behalf of the registrant and in the capacities and on the dates indicated.

September 8, 2022

By: /s/ DAVID B. RAYBURN

David B. Rayburn

Chairman of the Board

September 8, 2022

By: /s/ JOHN H. BATTEN

John H. Batten

President and Chief Executive Officer

September 8, 2022

By: /s/ JEFFREY S. KNUTSON

Jeffrey S. Knutson

Vice President - Finance, Chief Financial Officer,
Treasurer and Secretary

September 8, 2022

Michael Doar, Director

Janet P. Giesselman, Director

David W. Johnson, Director

Juliann Larimer, Director

Kevin M. Olsen, Director

Michael C. Smiley, Director

Harold M. Stratton II, Director

By: /s/ JEFFREY S. KNUTSON

Jeffrey S. Knutson

Vice President - Finance, Chief Financial Officer,
Treasurer and Secretary (Attorney in Fact)

EXHIBIT 21

SUBSIDIARIES OF THE REGISTRANT

Twin Disc, Incorporated, the registrant (a Wisconsin Corporation) owns directly or indirectly 100% of the following subsidiaries:

1. Twin Disc International, S.P.R.L. (a Belgian corporation)
2. Twin Disc Srl (an Italian corporation)
3. Rolla Sp Propellers SARL (a Swiss corporation)
4. Twin Disc (Pacific) Pty. Ltd. (an Australian corporation)
5. Twin Disc (Far East) Ltd. (a Delaware corporation operating in Singapore and Hong Kong)
6. Twin Disc (Far East) Pte. Ltd. (a Singapore corporation)
7. Twin Disc Japan (a Japanese corporation)
8. Twin Disc Power Transmission Private, Ltd. (an Indian limited liability corporation)
9. Twin Disc Power Transmission (Shanghai) Co. Ltd. (a Chinese corporation)
10. Twin Disc Netherlands Holdings B.V. (a Netherlands corporation)
11. Twin Disc NL Holding B.V. (a Netherlands corporation)
12. Veth Propulsion Holding B.V. (a Netherlands corporation)
13. Veth Propulsion B.V. (a Netherlands corporation)
14. Twin Disc European Distribution S.P.R.L (a Belgian corporation)

Twin Disc, Incorporated also owns 66% of Twin Disc Nico Co. LTD. (a Japanese corporation).

The registrant has neither a parent nor any other subsidiaries. All of the above subsidiaries are included in the consolidated financial statements.

CONSENT OF INDEPENDENT REGISTERED PUBLIC ACCOUNTING FIRM

We consent to the incorporation by reference in the Registration Statements (Nos. 333-260800, 333-228245 and 333-249730 on Form S-8 and No. 333-227130 on Form S-3) of Twin Disc, Incorporated of our reports dated September 8, 2022, relating to the consolidated financial statements, the financial statement schedule and the effectiveness of internal control over financial reporting of Twin Disc, Incorporated, appearing in this Annual Report on Form 10-K of Twin Disc, Incorporated for the year ended June 30, 2022.

/s/ RSM US LLP
Milwaukee, Wisconsin
September 8, 2022

EXHIBIT 24

POWER OF ATTORNEY

The undersigned directors of Twin Disc, Incorporated hereby severally constitute John H. Batten and Jeffrey S. Knutson, and each of them singly, true and lawful attorneys with full power to them, and each of them, singly, to sign for us and in our names as directors the Form 10-K Annual Report for the fiscal year ended June 30, 2022 pursuant to Section 13 or 15(d) of the Securities Exchange Act of 1934, and generally do all such things in our names and behalf as directors to enable Twin Disc, Incorporated to comply with the provisions of the Securities and Exchange Act of 1934 and all requirements of the Securities and Exchange Commission, hereby ratifying and confirming our signatures so they may be signed by our attorneys, or either of them, as set forth below.

/s/ MICHAEL DOAR)
Michael Doar, Director)
)
)
/s/ JANET P. GIESSELMAN)
Janet P. Giesselman, Director)
)
)
/s/ DAVID W. JOHNSON)
David W. Johnson, Director)
)
)
/s/ JULIANN LARIMER)
Juliann Larimer, Director)
)
)
/s/ DAVID B. RAYBURN)
David B. Rayburn, Director)
)
)
/s/ MICHAEL C. SMILEY)
Michael C. Smiley, Director)
)
)
/s/ HAROLD M. STRATTON II)
Harold M. Stratton II, Director)
)
)
)

August 4, 2022

EXHIBIT 31a

CERTIFICATIONS

I, John H. Batten, certify that:

1. I have reviewed this annual report on Form 10-K of Twin Disc, Incorporated;
2. Based on my knowledge, this report does not contain any untrue statement of a material fact or omit to state a material fact necessary to make the statements made, in light of the circumstances under which such statements were made, not misleading with respect to the period covered by this report;
3. Based on my knowledge, the financial statements, and other financial information included in this report, fairly present in all material respects the financial condition, results of operations and cash flows of the registrant as of, and for, the periods presented in this report;
4. The registrant's other certifying officers and I are responsible for establishing and maintaining disclosure controls and procedures (as defined in Exchange Act Rules 13a-15(e) and 15d-15(e)) and internal control over financial reporting (as defined in Exchange Act Rules 13a-15(f) and 15d-15(f)) for the registrant and have:
 - a) designed such disclosure controls and procedures, or caused such disclosure controls and procedures to be designed under our supervision, to ensure that material information relating to the registrant, including its consolidated subsidiaries, is made known to us by others within those entities, particularly during the period in which this report is being prepared;
 - b) designed such internal control over financial reporting, or caused such internal control over financial reporting to be designed under our supervision, to provide reasonable assurance regarding the reliability of financial reporting and the preparation of financial statements for external purposes in accordance with generally accepted accounting principles;
 - c) evaluated the effectiveness of the registrant's disclosure controls and procedures and presented in this report our conclusions about the effectiveness of the disclosure controls and procedures, as of the end of the period covered by this report based on such evaluation; and
 - d) disclosed in this report any change in the registrant's internal control over financial reporting that occurred during the registrant's most recent fiscal quarter (the registrant's fourth fiscal quarter in the case of an annual report) that has materially affected, or is reasonably likely to materially affect, the registrant's internal control over financial reporting; and
5. The registrant's other certifying officers and I have disclosed, based on our most recent evaluation of internal control over financial reporting, to the registrant's auditors and the audit committee of the registrant's board of directors (or persons performing the equivalent functions):
 - a) all significant deficiencies and material weaknesses in the design or operation of internal control over financial reporting which are reasonably likely to adversely affect the registrant's ability to record, process, summarize and report financial information; and
 - b) any fraud, whether or not material, that involves management or other employees who have a significant role in the registrant's internal control over financial reporting.

Date: September 8, 2022

By: /s/ JOHN H. BATTEN
John H. Batten
President and Chief Executive Officer

EXHIBIT 31b

CERTIFICATIONS

I, Jeffrey S. Knutson, certify that:

1. I have reviewed this annual report on Form 10-K of Twin Disc, Incorporated;
2. Based on my knowledge, this report does not contain any untrue statement of a material fact or omit to state a material fact necessary to make the statements made, in light of the circumstances under which such statements were made, not misleading with respect to the period covered by this report;
3. Based on my knowledge, the financial statements, and other financial information included in this report, fairly present in all material respects the financial condition, results of operations and cash flows of the registrant as of, and for, the periods presented in this report;
4. The registrant's other certifying officers and I are responsible for establishing and maintaining disclosure controls and procedures (as defined in Exchange Act Rules 13a-15(e) and 15d-15(e)) and internal control over financial reporting (as defined in Exchange Act Rules 13a-15(f) and 15d-15(f)) for the registrant and have:
 - a) designed such disclosure controls and procedures, or caused such disclosure controls and procedures to be designed under our supervision, to ensure that material information relating to the registrant, including its consolidated subsidiaries, is made known to us by others within those entities, particularly during the period in which this report is being prepared;
 - b) designed such internal control over financial reporting, or caused such internal control over financial reporting to be designed under our supervision, to provide reasonable assurance regarding the reliability of financial reporting and the preparation of financial statements for external purposes in accordance with generally accepted accounting principles;
 - c) evaluated the effectiveness of the registrant's disclosure controls and procedures and presented in this report our conclusions about the effectiveness of the disclosure controls and procedures, as of the end of the period covered by this report based on such evaluation; and
 - d) disclosed in this report any change in the registrant's internal control over financial reporting that occurred during the registrant's most recent fiscal quarter (the registrant's fourth fiscal quarter in the case of an annual report) that has materially affected, or is reasonably likely to materially affect, the registrant's internal control over financial reporting; and
5. The registrant's other certifying officers and I have disclosed, based on our most recent evaluation of internal control over financial reporting, to the registrant's auditors and the audit committee of the registrant's board of directors (or persons performing the equivalent functions):
 - a) all significant deficiencies and material weaknesses in the design or operation of internal control over financial reporting which are reasonably likely to adversely affect the registrant's ability to record, process, summarize and report financial information; and
 - b) any fraud, whether or not material, that involves management or other employees who have a significant role in the registrant's internal control over financial reporting.

Date: September 8, 2022

/s/ JEFFREY S. KNUTSON

Jeffrey S. Knutson

Vice President - Finance, Chief Financial Officer,
Treasurer and Secretary

EXHIBIT 32a

CERTIFICATION PURSUANT TO
18 U.S.C. SECTION 1350,
AS ADOPTED PURSUANT TO
SECTION 906 OF THE SARBANES-OXLEY ACT OF 2002

In connection with the Annual Report of Twin Disc, Incorporated (the “Company”) on Form 10-K for the fiscal year ending June 30, 2022, as filed with the Securities and Exchange Commission as of the date hereof (the “Report”), I, John H. Batten, Chief Executive Officer of the Company, certify, pursuant to 18 U.S.C. Section 1350, as adopted pursuant to Section 906 of the Sarbanes-Oxley Act of 2002, that, to the best of my knowledge:

- (1) the Report fully complies with Section 13(a) of the Securities Exchange Act of 1934, and
- (2) the information contained in the Report fairly presents, in all material respects, the financial condition and results of operations of the Company.

Date: September 8, 2022

By: /s/ JOHN H. BATTEN
John H. Batten
President and Chief Executive Officer

EXHIBIT 32b

CERTIFICATION PURSUANT TO
18 U.S.C. SECTION 1350,
AS ADOPTED PURSUANT TO
SECTION 906 OF THE SARBANES-OXLEY ACT OF 2002

In connection with the Annual Report of Twin Disc, Incorporated (the “Company”) on Form 10-K for the fiscal year ending June 30, 2022, as filed with the Securities and Exchange Commission as of the date hereof (the “Report”), I, Jeffrey S. Knutson, Vice President - Finance, Chief Financial Officer, Treasurer and Secretary of the Company, certify, pursuant to 18 U.S.C. Section 1350, as adopted pursuant to Section 906 of the Sarbanes-Oxley Act of 2002, that, to the best of my knowledge:

- (1) the Report fully complies with Section 13(a) of the Securities Exchange Act of 1934, and
- (2) the information contained in the Report fairly presents, in all material respects, the financial condition and results of operations of the Company.

Date: September 8, 2022

By: /s/ JEFFREY S. KNUTSON
Jeffrey S. Knutson
Vice President - Finance, Chief Financial Officer,
Treasurer and Secretary

5-YEAR FINANCIAL Summary

5-YEAR

Statements of Operations and Comprehensive Income (Loss)	2022	2021	2020	2019	2018
Net sales	\$ 242,913	\$ 218,581	\$ 246,838	\$ 302,663	\$ 240,733
Cost and expenses, including marketing, engineering and administrative	231,877	230,851	287,089	284,165	224,585
Income (loss) from operations	11,036	(12,270)	(40,251)	18,498	16,148
Other income (expense)	(807)	2,431	(3,489)	(3,991)	(1,728)
Income (loss) before income taxes and noncontrolling interest	10,229	(9,839)	(43,740)	14,507	14,420
Income taxes	1,823	19,680	(4,169)	3,711	4,773
Noncontrolling interest	(311)	(200)	(246)	(123)	(119)
Net income (loss) attributable to Twin Disc	8,095	(29,719)	(39,817)	10,673	9,528
Balance Sheet					
Assets					
Cash	\$ 12,521	\$ 12,340	\$ 10,688	\$ 12,362	\$ 15,171
Accounts receivable, net	45,452	39,491	30,682	44,013	45,422
Inventories	127,109	114,967	120,607	125,893	84,001
Other current assets	19,370	25,169	12,008	20,101	14,675
Total current assets	204,452	191,967	173,985	202,369	159,269
Intangibles, goodwill and other assets	17,771	23,247	47,410	73,243	26,504
Property, plant and equipment, net	54,300	60,199	72,732	71,258	55,467
Total assets	276,523	275,413	294,127	346,870	241,240
Liabilities and Equity					
Current liabilities	\$ 81,078	\$ 78,560	\$ 66,734	\$ 73,077	\$ 62,344
Long-term debt	34,543	30,085	37,896	40,491	4,824
Deferred liabilities	29,714	36,108	49,539	50,484	30,456
Total equity	130,776	130,210	139,389	182,216	142,997
Noncontrolling interest	412	450	569	602	619
Total liabilities and equity	276,523	275,413	294,127	346,870	241,240
Comparative Financial Information					
Per share statistics					
Basic (loss) income	\$ 0.61	\$ (2.24)	\$ (3.03)	\$ 0.84	\$ 0.82
Diluted (loss) income	0.60	(2.24)	(3.03)	0.83	0.82
Dividends	—	—	—	—	—
Total equity	9.79	9.83	10.60	14.49	12.66
Return on equity	6.2%	-22.8%	-28.6%	5.9%	6.7%
Return on assets	2.9%	-10.8%	-13.5%	3.1%	3.9%
Return on sales	3.3%	-13.6%	-16.1%	3.5%	4.0%
Average basic shares outstanding	13,352,509	13,246,501	13,153,330	12,571,013	11,294,914
Average diluted shares outstanding	13,381,771	13,246,501	13,153,330	12,681,574	11,395,072
Number of shareholder accounts	340	403	405	415	435
Number of employees	761	743	806	873	696
Additions to property, plant and equipment	\$ 4,729	\$ 4,464	\$ 10,699	\$ 11,979	\$ 6,328
Depreciation	6,374	7,853	7,394	6,682	6,315
Net working capital	123,374	113,407	107,251	129,292	96,925

(Dollar amounts in thousands, except per share statistics)



WE PUT HORSEPOWER TO WORK[®]

THE TWIN DISC FAMILY OF PRODUCTS



POWER COMMANDER™



MASTERTRIM™

Twin Disc, Incorporated • Racine, Wisconsin 53403, U.S.A. • 262-638-4000 • www.twindisc.com

UNITED STATES OF AMERICA • AUSTRALIA • BELGIUM • CHINA • INDIA • ITALY • JAPAN • NETHERLANDS • SINGAPORE • SWITZERLAND

©2022 TWIN DISC, INC